

# **RESULT ANALYSIS: B.Com (Hons.)**

## **Academic year 2019-20**

The results analysis of the **B.Com (Hons.)** students is a blend of students' performance. Few semesters have witnessed better results than others. The results have also varied with distinct subjects. Some subjects have shown a bias scoring pattern of students' performance. Whereas several subjects have shown an evenly scattered marks' pattern. After gathering the data of students' marks on yearly basis, they have been detailed further. It has also been observed that a students' performance may pragmatically be analyzed by classifying them into three groups as 0-50%, 50-60% and 60-100%. Further, the number of students who have appeared for the examination have also been listed in the table.

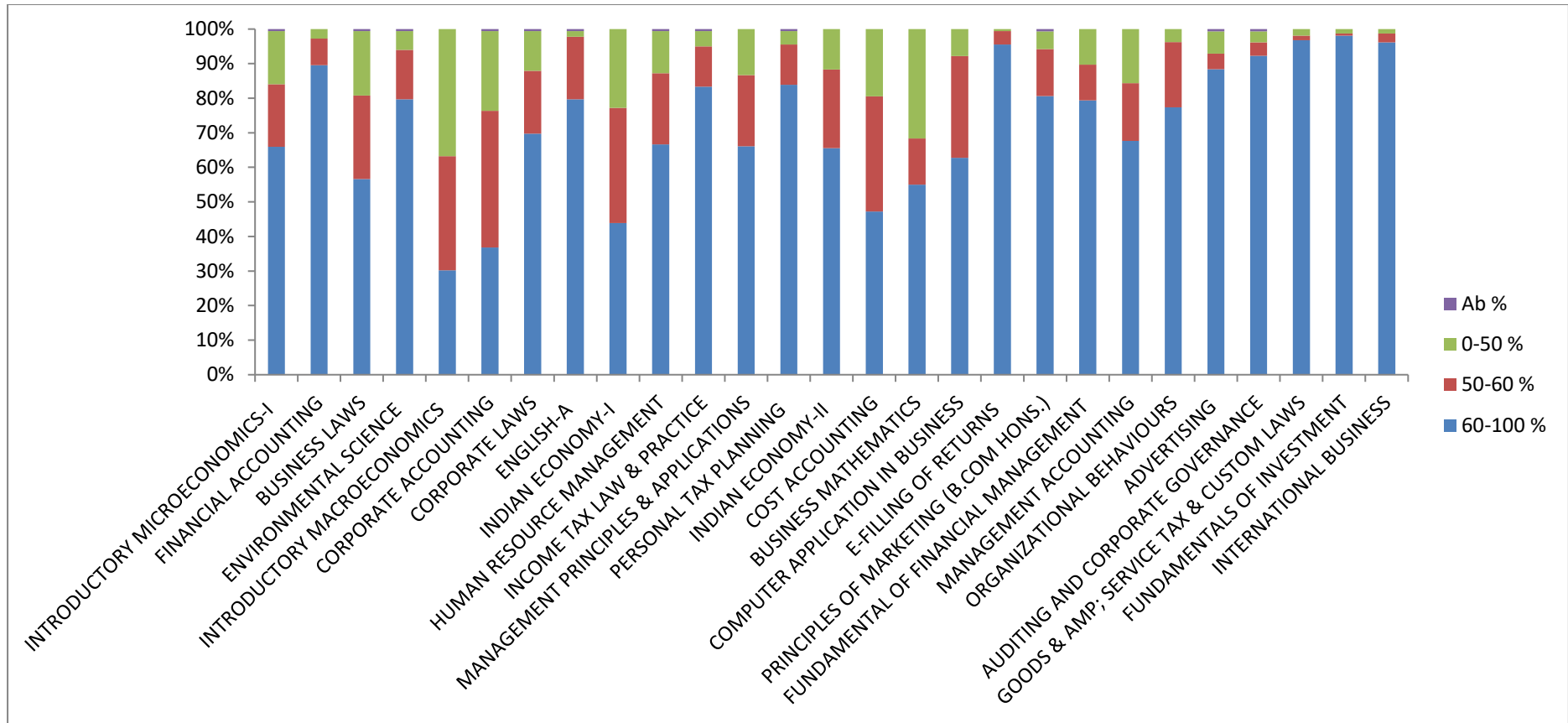
The result has been discussed in the tabular layout in regards to the marks secured pattern of students' examination results. The percentage approach has been considered to analyze the result where the number of students has been categorically listed among three groups. The students' performance as percentage number of students has been highlighted among the same three groups.

The result analysis key highlights are:

- 1) In the course of B.Com (Hons.), 182,180 and 155 students have enrolled for examination in first, second and third year respectively in the academic year 2019-20.
- 2) More than 80.00% students have secured first division in the papers: *Fundamentals of investment, Goods & amp; service tax & custom laws, International business, E-filling of returns, Auditing and corporate governance, Financial accounting, Advertising, Personal tax planning , Income tax law & practice and Principles of marketing.*
- 3) Less than 40.00% students have scored first division in *Corporate accounting* and *Introductory macroeconomics* . The students' results need to be improved for the overall result of the course.
- 4) The students' performance has been found to be better in Semester VI than rest of the semesters.

| No. of Papers | Semester | No. of Students | Subject                                | Sub. Credit | 60-100 % | 50-60 % | 0-50 % | Absent % | Total % |
|---------------|----------|-----------------|--|-------------|----------|---------|--------|----------|---------|
| 1             | I        | 182             | INTRODUCTORY MICROECONOMICS-I          | 12275101    | 65.93    | 18.13   | 15.38  | 0.55     | 100.00  |
| 2             | I        | 182             | FINANCIAL ACCOUNTING                   | 22411101    | 89.56    | 7.69    | 2.75   | 0.00     | 100.00  |
| 3             | I        | 182             | BUSINESS LAWS                          | 22411102    | 56.59    | 24.18   | 18.68  | 0.55     | 100.00  |
| 4             | I        | 182             | ENVIRONMENTAL SCIENCE                  | 72182801    | 79.67    | 14.29   | 5.49   | 0.55     | 100.00  |
| 5             | II       | 182             | INTRODUCTORY MACROECONOMICS            | 12275201    | 30.22    | 32.97   | 36.81  | 0.00     | 100.00  |
| 6             | II       | 182             | CORPORATE ACCOUNTING                   | 22411201    | 36.81    | 39.56   | 23.08  | 0.55     | 100.00  |
| 7             | II       | 182             | CORPORATE LAWS                         | 22411202    | 69.78    | 18.13   | 11.54  | 0.55     | 100.00  |
| 8             | II       | 182             | ENGLISH-A                              | 72032801    | 79.67    | 18.13   | 1.65   | 0.55     | 100.00  |
| 9             | III      | 180             | INDIAN ECONOMY-I                       | 12275301    | 43.89    | 33.33   | 22.78  | 0.00     | 100.00  |
| 10            | III      | 180             | HUMAN RESOURCE MANAGEMENT              | 22411301    | 66.67    | 20.56   | 12.22  | 0.56     | 100.00  |
| 11            | III      | 180             | INCOME TAX LAW & PRACTICE              | 22411302    | 83.33    | 11.67   | 4.44   | 0.56     | 100.00  |
| 12            | III      | 180             | MANAGEMENT PRINCIPLES & APPLICATIONS   | 22411303    | 66.11    | 20.56   | 13.33  | 0.00     | 100.00  |
| 13            | III      | 180             | PERSONAL TAX PLANNING                  | 22413304    | 83.89    | 11.67   | 3.89   | 0.56     | 100.00  |
| 14            | IV       | 180             | INDIAN ECONOMY-II                      | 12275401    | 65.56    | 22.78   | 11.67  | 0.00     | 100.00  |
| 15            | IV       | 180             | COST ACCOUNTING                        | 22411401    | 47.22    | 33.33   | 19.44  | 0.00     | 100.00  |
| 16            | IV       | 180             | BUSINESS MATHEMATICS                   | 22411402    | 55.00    | 13.33   | 31.67  | 0.00     | 100.00  |
| 17            | IV       | 180             | COMPUTER APPLICATION IN BUSINESS       | 22411403    | 62.78    | 29.44   | 7.78   | 0.00     | 100.00  |
| 18            | IV       | 180             | E-FILLING OF RETURNS                   | 22413407    | 95.56    | 3.89    | 0.56   | 0.00     | 100.00  |
| 19            | V        | 155             | PRINCIPLES OF MARKETING (B.COM HONS.)  | 22411501    | 80.65    | 13.55   | 5.16   | 0.65     | 100.00  |
| 20            | V        | 155             | FUNDAMENTAL OF FINANCIAL MANAGEMENT    | 22411502    | 79.35    | 10.32   | 10.32  | 0.00     | 100.00  |
| 21            | V        | 102             | MANAGEMENT ACCOUNTING                  | 22417501    | 67.65    | 16.67   | 15.69  | 0.00     | 100.00  |
| 22            | V        | 53              | ORGANIZATIONAL BEHAVIOURS              | 22417507    | 77.36    | 18.87   | 3.77   | 0.00     | 100.00  |
| 23            | V        | 155             | ADVERTISING                            | 22417510    | 88.39    | 4.52    | 6.45   | 0.65     | 100.00  |
| 24            | VI       | 155             | AUDITING AND CORPORATE GOVERNANCE      | 22411601    | 92.26    | 3.87    | 3.23   | 0.65     | 100.00  |
| 25            | VI       | 155             | GOODS & AMP; SERVICE TAX & CUSTOM LAWS | 22411602    | 96.77    | 1.29    | 1.94   | 0.00     | 100.00  |
| 26            | VI       | 155             | FUNDAMENTALS OF INVESTMENT             | 22417601    | 98.06    | 0.65    | 1.29   | 0.00     | 100.00  |
| 27            | VI       | 155             | INTERNATIONAL BUSINESS                 | 22417604    | 96.13    | 2.58    | 1.29   | 0.00     | 100.00  |

**Table: The students' results classified into marks-wise groups and number of absent students**



**Graph: Subject-wise Students' results**

## **RESULT ANALYSIS: B.Com (Prog)**

### **Academic year 2019-20**

The results analysis of the **B.Com (Prog.)** students is a blend of students' performance. Few semesters have witnessed better results than others. The results have also varied with distinct subjects. Some subjects have shown a bias scoring pattern of students' performance. Whereas several subjects have shown an evenly scattered marks' pattern. After gathering the data of students' marks on yearly basis, they have been detailed further. It has also been observed that a students' performance may pragmatically be analyzed by classifying them into three groups as 0-50%, 50-60% and 60-100%. Further, the number of students who have appeared for the examination have also been listed in the table.

The result has been discussed in the tabular layout in regards to the marks secured pattern of students' examination results. The percentage approach has been considered to analyze the result where the number of students has been categorically listed among three groups. The students' performance as percentage number of students has been highlighted among the same three groups.

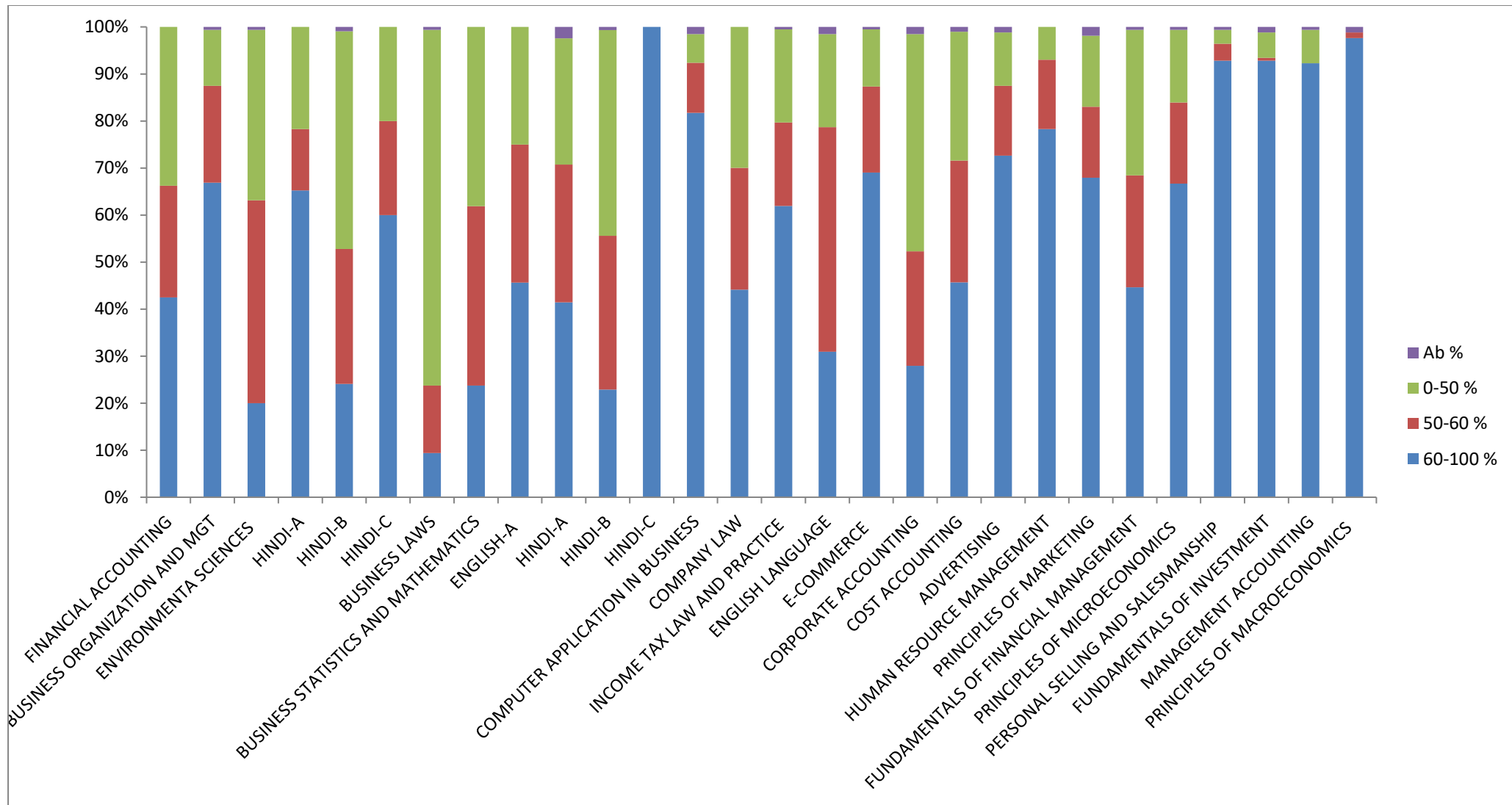
The result analysis key highlights are:

- 1) In the course of B.Com (Prog.), 160, 197 and 168 students have enrolled for examination in first, second and third year respectively in the academic year 2019-20.

- 2) More than 90.00% students have secured first division in the papers:  
*Hindi-C, Principles of macroeconomics, Personal selling and salesmanship, Fundamentals of investment and Management accounting.*
- 3) Less than 30.00% students have scored first division in *Corporate Accounting, Hindi-B, Business statistics and mathematics, Hindi-B, Environmental sciences* and *Business laws*. The students' results need to be improved for the overall result of the course.
- 4) The students' performance has been found to be better in Semester V than rest of the semesters.

| No. of Papers | Semester | No. of Students | Subject                              | Sub. Credit | 60-100 % | 50-60 % | 0-50 % | Absent % | Total % |
|---------------|----------|-----------------|--------------------------------------|-------------|----------|---------|--------|----------|---------|
| 1             | I        | 160             | FINANCIAL ACCOUNTING                 | 52411101    | 42.50    | 23.75   | 33.75  | 0.00     | 100.00  |
| 2             | I        | 160             | BUSINESS ORGANIZATION AND MANAGEMENT | 52411102    | 66.88    | 20.63   | 11.88  | 0.63     | 100.00  |
| 3             | I        | 160             | ENVIRONMENTA SCIENCES                | 72182801    | 20.00    | 43.13   | 36.25  | 0.63     | 100.00  |
| 4             | II       | 46              | HINDI-A                              | 52051221    | 65.22    | 13.04   | 21.74  | 0.00     | 100.00  |
| 5             | II       | 108             | HINDI-B                              | 52051222    | 24.07    | 28.70   | 46.30  | 0.93     | 100.00  |
| 6             | II       | 5               | HINDI-C                              | 52051223    | 60.00    | 20.00   | 20.00  | 0.00     | 100.00  |
| 7             | II       | 160             | BUSINESS LAWS                        | 52411201    | 9.38     | 14.38   | 75.63  | 0.63     | 100.00  |
| 8             | II       | 160             | BUSINESS STATISTICS AND MATHEMATICS  | 52411202    | 23.75    | 38.13   | 38.13  | 0.00     | 100.00  |
| 9             | II       | 160             | ENGLISH-A                            | 72032801    | 45.63    | 29.38   | 25.00  | 0.00     | 100.00  |
| 10            | III      | 41              | HINDI-A                              | 52051307    | 41.46    | 29.27   | 26.83  | 2.44     | 100.00  |
| 11            | III      | 153             | HINDI-B                              | 52051316    | 22.88    | 32.68   | 43.79  | 0.65     | 100.00  |
| 12            | III      | 3               | HINDI-C                              | 52051317    | 100.00   | 0.00    | 0.00   | 0.00     | 100.00  |
| 13            | III      | 197             | COMPUTER APPLICATION IN BUSINESS     | 52413302    | 81.73    | 10.66   | 6.09   | 1.52     | 100.00  |
| 14            | III      | 197             | COMPANY LAW                          | 52414303    | 44.16    | 25.89   | 29.95  | 0.00     | 100.00  |
| 15            | III      | 197             | INCOME TAX LAW AND PRACTICE          | 52414304    | 61.93    | 17.77   | 19.80  | 0.51     | 100.00  |
| 16            | IV       | 197             | ENGLISH LANGUAGE                     | 52031418    | 30.96    | 47.72   | 19.80  | 1.52     | 100.00  |
| 17            | IV       | 197             | E-COMMERCE                           | 52413401    | 69.04    | 18.27   | 12.18  | 0.51     | 100.00  |
| 18            | IV       | 197             | CORPORATE ACCOUNTING                 | 52414403    | 27.92    | 24.37   | 46.19  | 1.52     | 100.00  |
| 19            | IV       | 197             | COST ACCOUNTING                      | 52414404    | 45.69    | 25.89   | 27.41  | 1.02     | 100.00  |
| 20            | V        | 168             | ADVERTISING                          | 52413502    | 72.62    | 14.88   | 11.31  | 1.19     | 100.00  |
| 21            | V        | 115             | HUMAN RESOURCE MANAGEMENT            | 52417501    | 78.26    | 14.78   | 6.96   | 0.00     | 100.00  |
| 22            | V        | 53              | PRINCIPLES OF MARKETING              | 52417502    | 67.92    | 15.09   | 15.09  | 1.89     | 100.00  |
| 23            | V        | 168             | FUNDAMENTALS OF FINANCIAL MANAGEMENT | 52417505    | 44.64    | 23.81   | 30.95  | 0.60     | 100.00  |
| 24            | V        | 168             | PRINCIPLES OF MICROECONOMICS         | 62275504    | 66.67    | 17.26   | 15.48  | 0.60     | 100.00  |
| 25            | VI       | 168             | PERSONAL SELLING AND SALESMANSHIP    | 52413604    | 92.86    | 3.57    | 2.98   | 0.60     | 100.00  |
| 26            | VI       | 168             | FUNDAMENTALS OF INVESTMENT           | 52417608    | 92.86    | 0.60    | 5.36   | 1.19     | 100.00  |
| 27            | VI       | 168             | MANAGEMENT ACCOUNTING                | 52417612    | 92.26    | 0.00    | 7.14   | 0.60     | 100.00  |
| 28            | VI       | 168             | PRINCIPLES OF MACROECONOMICS         | 62275604    | 97.62    | 1.19    | 0.00   | 1.19     | 100.00  |

**Table: The students' results classified into marks-wise groups and number of absent students**



**Graph: Subject-wise Students' results**



## **RESULT ANALYSIS: Department of Chemistry**

### **Academic year 2019-20**

The results analysis of the Department of Chemistry students is a blend of students' performance. Few semesters have witnessed better results than others. The results have also varied with distinct subjects. Some subjects have shown a bias scoring pattern of students' performance. Whereas several subjects have shown an evenly scattered marks' pattern. After gathering the data of students' marks on yearly basis, they have been detailed further. It has also been observed that a students' performance may pragmatically be analyzed by classifying them into three groups as 0-50%, 50-60% and 60-100%. Further, the number of students who have appeared for the examination have also been listed in the table.

The result has been discussed in the tabular layout in regards to the marks secured pattern of students' examination results. The percentage approach has been considered to analyze the result where the number of students has been categorically listed among three groups. The students' performance as percentage number of students has been highlighted among the same three groups.

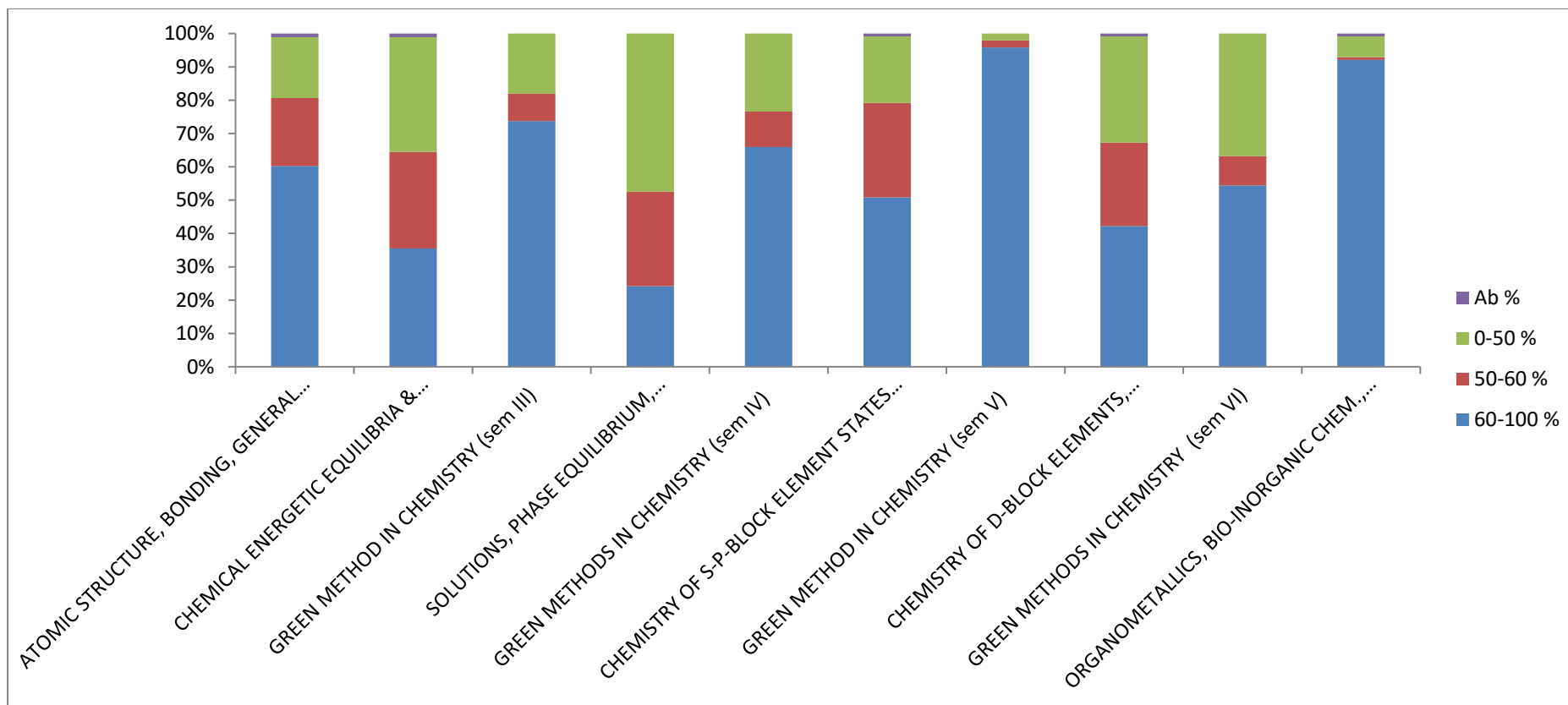
The result analysis key highlights are:

- 1) For the subjects of Chemistry, respective students have enrolled for examination in first, second and third year respectively in the academic year 2019-20.

- 2) More than 60.00% students have secured first division in the papers:  
*Atomic structure, bonding, general organic chemistry & aliphatic hydrocarbons, Green method in chemistry and Organometallics, bio-inorganic chemistry, polynuclear hydrocarbons and UV, IR.*
- 3) Less than 40.00% students have scored first division in *Solutions, phase equilibrium, conductance, electrochemistry & functional group organic chemistry-II* and *Chemical energetic equilibria & functional group organic chemistry-I*. The students' results need to be improved for the overall result of the course.
- 4) The students' performance has been found to be better in Semester VI than rest of the semesters.

| No. of Papers | Semester | No. of Students | Subject   | Sub. Credit | 60-100 % | 50-60 % | 0-50 % | Absent % | Total % |
|---------------|----------|-----------------|---|-------------|----------|---------|--------|----------|---------|
| 1             | I        | 93              | ATOMIC STRUCTURE, BONDING, GENERAL ORGANIC CHEMISTRY & ALIPHATIC HYDROCARBONS                       | 42171103    | 60.22    | 20.43   | 18.28  | 1.08     | 100.00  |
| 2             | II       | 93              | CHEMICAL ENERGETIC EQUILIBRIA & FUNCTIONAL GROUP ORGANIC CHEMISTRY-I                                | 42171205    | 35.48    | 29.03   | 34.41  | 1.08     | 100.00  |
| 3             | III      | 61              | GREEN METHOD IN CHEMISTRY   | 32173908    | 73.77    | 8.20    | 18.03  | 0.00     | 100.00  |
| 4             | III      | 120             | SOLUTIONS, PHASE EQUILIBRIUM, CONDUCTANCE, ELECTROCHEMISTRY & FUNCTIONAL GROUP ORGANIC CHEMISTRY-II | 42174304    | 24.17    | 28.33   | 47.50  | 0.00     | 100.00  |
| 5             | IV       | 47              | GREEN METHODS IN CHEMISTRY  | 32173908    | 65.96    | 10.64   | 23.40  | 0.00     | 100.00  |
| 6             | IV       | 120             | CHEMISTRY OF S-P-BLOCK ELEMENT STATES OF MATTER & CHEMICAL KINETICS                                 | 42174404    | 50.83    | 28.33   | 20.00  | 0.83     | 100.00  |
| 7             | V        | 48              | GREEN METHOD IN CHEMISTRY   | 32173908    | 95.83    | 2.08    | 2.08   | 0.00     | 100.00  |
| 8             | V        | 116             | CHEMISTRY OF D-BLOCK ELEMENTS, QUANTUM CHEMISTRY & SPECTROSCOPY                                     | 42177925    | 42.24    | 25.00   | 31.90  | 0.86     | 100.00  |
| 9             | VI       | 57              | GREEN METHODS IN CHEMISTRY  | 32173908    | 54.39    | 8.77    | 36.84  | 0.00     | 100.00  |
| 10            | VI       | 113             | ORGANOMETALLICS, BIO-INORGANIC CHEMISTRY, POLYNUCLEAR HYDROCARBONS AND UV, IR                       | 42177926    | 92.04    | 0.88    | 6.19   | 0.88     | 100.00  |

**Table: The students' results classified into marks-wise groups and number of absent students**



**Graph: Subject-wise Students' results**

## **RESULT ANALYSIS: Department of Computer Science**

### **Academic year 2019-20**

The results analysis of the Computer Science students is a blend of students' performance. Few semesters have witnessed better results than others. The results have also varied with distinct subjects. Some subjects have shown a bias scoring pattern of students' performance. Whereas several subjects have shown an evenly scattered marks' pattern. After gathering the data of students' marks on yearly basis, they have been detailed further. It has also been observed that a students' performance may pragmatically be analyzed by classifying them into three groups as 0-50%, 50-60% and 60-100%. Further, the number of students who have appeared for the examination have also been listed in the table.

The result has been discussed in the tabular layout in regards to the marks secured pattern of students' examination results. The percentage approach has been considered to analyze the result where the number of students has been categorically listed among three groups. The students' performance as percentage number of students has been highlighted among the same three groups.

The result analysis key highlights are:

- 1) For the subjects of Computer Science, respective students have enrolled for examination in first, second and third year respectively in the academic year 2019-20.

2) More than 90.00% students have secured first division in three papers:

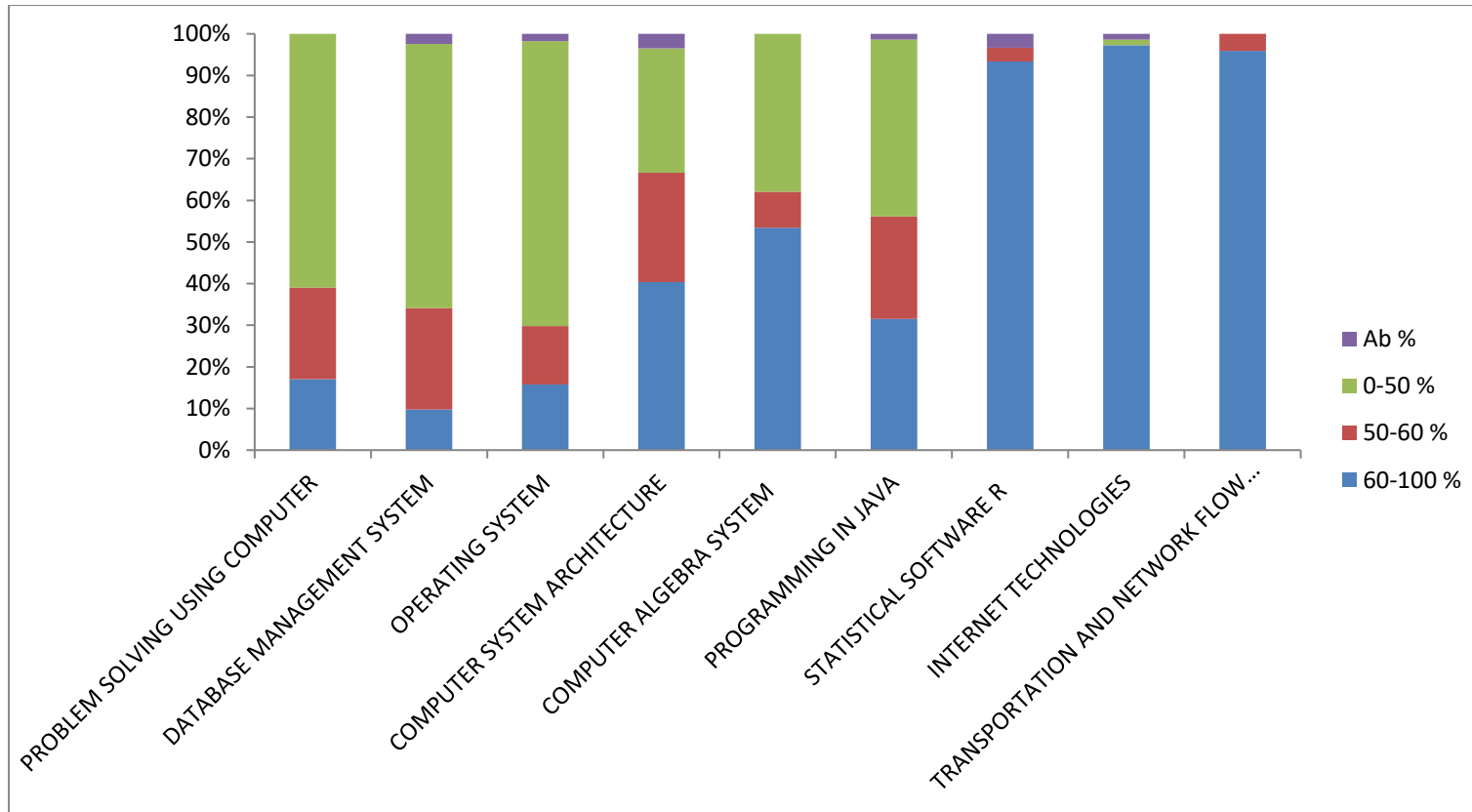
*Internet technologies, Transportation and network flow problem and Statistical software R .*

3) Around only 9.76% students have scored first division in *Database*

*Management System*. The students' results need to be improved for the overall result of the course.

| No. of Papers | Semester | No. of Students | Subject                                 | Sub. Credit | 60-100 % | 50-60 % | 0-50 % | Absent % | Total % |
|---------------|----------|-----------------|---|-------------|----------|---------|--------|----------|---------|
| 1             | I        | 41              | PROBLEM SOLVING USING COMPUTER          | 42341102    | 17.07    | 21.95   | 60.98  | 0.00     | 100.00  |
| 2             | II       | 41              | DATABASE MANAGEMENT SYSTEM              | 42341202    | 9.76     | 24.39   | 63.41  | 2.44     | 100.00  |
| 3             | III      | 57              | OPERATING SYSTEM                        | 42344304    | 15.79    | 14.04   | 68.42  | 1.75     | 100.00  |
| 4             | IV       | 57              | COMPUTER SYSTEM ARCHITECTURE            | 42344403    | 40.35    | 26.32   | 29.82  | 3.51     | 100.00  |
| 5             | IV       | 58              | COMPUTER ALGEBRA SYSTEM                 | 42353404    | 53.45    | 8.62    | 37.93  | 0.00     | 100.00  |
| 6             | V        | 73              | PROGRAMMING IN JAVA                     | 42347901    | 31.51    | 24.66   | 42.47  | 1.37     | 100.00  |
| 7             | V        | 60              | STATISTICAL SOFTWARE R                  | 42353503    | 93.33    | 3.33    | 0.00   | 3.33     | 100.00  |
| 8             | VI       | 73              | INTERNET TECHNOLOGIES                   | 42347903    | 97.26    | 0.00    | 1.37   | 1.37     | 100.00  |
| 9             | VI       | 49              | TRANSPORTATION AND NETWORK FLOW PROBLEM | 42353604    | 95.92    | 4.08    | 0.00   | 0.00     | 100.00  |

**Table: The students' results classified into marks-wise groups and number of absent students**



**Graph: Subject-wise Students' results**



## **RESULT ANALYSIS: Department of Economics**

### **Academic year 2019-20**

The results analysis of the Department of Economics students is a blend of students' performance. Few semesters have witnessed better results than others. The results have also varied with distinct subjects. Some subjects have shown a bias scoring pattern of students' performance. Whereas several subjects have shown an evenly scattered marks' pattern. After gathering the data of students' marks on yearly basis, they have been detailed further. It has also been observed that a students' performance may pragmatically be analyzed by classifying them into three groups as 0-50%, 50-60% and 60-100%. Further, the number of students who have appeared for the examination have also been listed in the table.

The result has been discussed in the tabular layout in regards to the marks secured pattern of students' examination results. The percentage approach has been considered to analyze the result where the number of students has been categorically listed among three groups. The students' performance as percentage number of students has been highlighted among the same three groups.

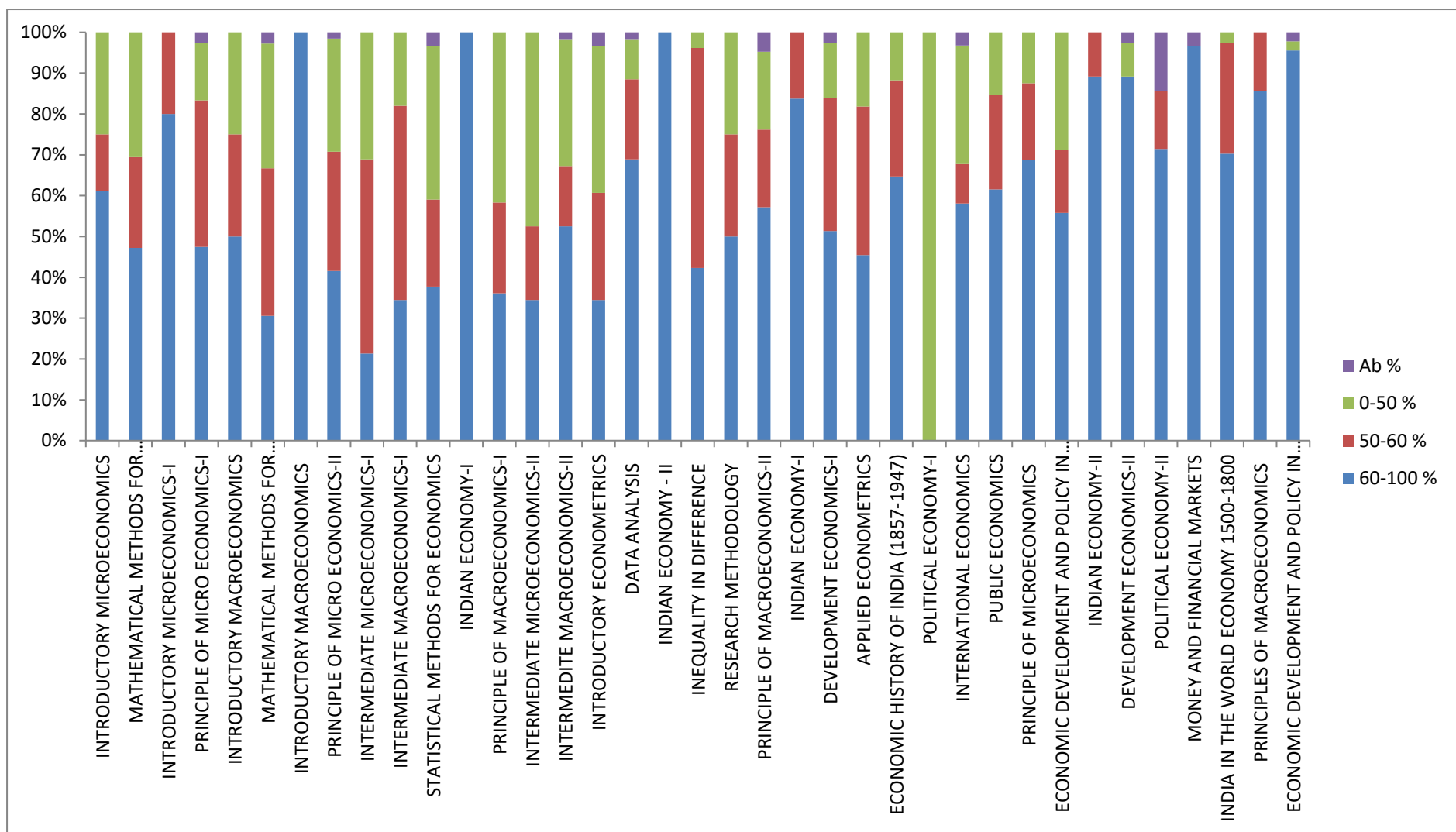
The result analysis key highlights are:

- 1) In the course of BA(Hons) Economics, 36, 61 and 37 students have enrolled for examination in first, second and third year respectively in the academic year 2019-20.
- 2) All the enrolled students successfully bagged First division in the three papers: *Introductory Macroeconomics, Indian Economy-I* and *Indian Economy – II*.
- 3) More than 80.00% students have secured first division in the papers: *Money and Financial Markets, Economic Development and Policy In India-II, Indian Economy-II, Development Economics-II, Principles of Macroeconomics* and *Indian Economy-I*.
- 4) Less than 30.00% students have scored first division in *Intermediate Microeconomics-I* and *Political Economy-I*. The students' results need to be improved for the overall result of the course.
- 5) The students' performance has been found to be better in Semester VI than rest of the semesters.

| No. of Papers | Semester | No. of Students | Subject                               | Sub. Credit | 60-100 % | 50-60 % | 0-50 % | Absent % | Total % |
|---------------|----------|-----------------|---------------------------------------|-------------|----------|---------|--------|----------|---------|
| 1             | I        | 36              | INTRODUCTORY MICROECONOMICS           | 12271101    | 61.11    | 13.89   | 25.00  | 0.00     | 100.00  |
| 2             | I        | 36              | MATHEMATICAL METHODS FOR ECONOMICS-I  | 12271102    | 47.22    | 22.22   | 30.56  | 0.00     | 100.00  |
| 3             | I        | 5               | INTRODUCTORY MICROECONOMICS-I         | 12275101    | 80.00    | 20.00   | 0.00   | 0.00     | 100.00  |
| 4             | I        | 78              | PRINCIPLE OF MICRO ECONOMICS-I        | 62271101    | 47.44    | 35.90   | 14.10  | 2.56     | 100.00  |
| 5             | II       | 36              | INTRODUCTORY MACROECONOMICS           | 12271201    | 50.00    | 25.00   | 25.00  | 0.00     | 100.00  |
| 6             | II       | 36              | MATHEMATICAL METHODS FOR ECONOMICS-II | 12271202    | 30.56    | 36.11   | 30.56  | 2.78     | 100.00  |
| 7             | II       | 2               | INTRODUCTORY MACROECONOMICS           | 12275201    | 100.00   | 0.00    | 0.00   | 0.00     | 100.00  |
| 8             | II       | 65              | PRINCIPLE OF MICRO ECONOMICS-II       | 62271201    | 41.54    | 29.23   | 27.69  | 1.54     | 100.00  |
| 9             | III      | 61              | INTERMEDIATE MICROECONOMICS-I         | 12271301    | 21.31    | 47.54   | 31.15  | 0.00     | 100.00  |
| 10            | III      | 61              | INTERMEDIATE MACROECONOMICS-I         | 12271302    | 34.43    | 47.54   | 18.03  | 0.00     | 100.00  |
| 11            | III      | 61              | STATISTICAL METHODS FOR ECONOMICS     | 12271303    | 37.70    | 21.31   | 37.70  | 3.28     | 100.00  |
| 12            | III      | 17              | INDIAN ECONOMY-I                      | 12275301    | 100.00   | 0.00    | 0.00   | 0.00     | 100.00  |
| 13            | III      | 36              | PRINCIPLE OF MACROECONOMICS-I         | 62274301    | 36.11    | 22.22   | 41.67  | 0.00     | 100.00  |
| 14            | IV       | 61              | INTERMEDIATE MICROECONOMICS-II        | 12271401    | 34.43    | 18.03   | 47.54  | 0.00     | 100.00  |
| 15            | IV       | 61              | INTERMEDIATE MACROECONOMICS-II        | 12271402    | 52.46    | 14.75   | 31.15  | 1.64     | 100.00  |
| 16            | IV       | 61              | INTRODUCTORY ECONOMETRICS             | 12271403    | 34.43    | 26.23   | 36.07  | 3.28     | 100.00  |
| 17            | IV       | 61              | DATA ANALYSIS                         | 12273402    | 68.85    | 19.67   | 9.84   | 1.64     | 100.00  |
| 18            | IV       | 14              | INDIAN ECONOMY - II                   | 12275401    | 100.00   | 0.00    | 0.00   | 0.00     | 100.00  |
| 19            | IV       | 26              | INEQUALITY IN DIFFERENCE              | 12315406    | 42.31    | 53.85   | 3.85   | 0.00     | 100.00  |
| 20            | IV       | 4               | RESEARCH METHODOLOGY                  | 62273426    | 50.00    | 25.00   | 25.00  | 0.00     | 100.00  |
| 21            | IV       | 42              | PRINCIPLE OF MACROECONOMICS-II        | 62274403    | 57.14    | 19.05   | 19.05  | 4.76     | 100.00  |
| 22            | V        | 37              | INDIAN ECONOMY-I                      | 12271501    | 83.78    | 16.22   | 0.00   | 0.00     | 100.00  |
| 23            | V        | 37              | DEVELOPMENT ECONOMICS-I               | 12271502    | 51.35    | 32.43   | 13.51  | 2.70     | 100.00  |
| 24            | V        | 11              | APPLIED ECONOMETRICS                  | 12277502    | 45.45    | 36.36   | 18.18  | 0.00     | 100.00  |
| 25            | V        | 17              | ECONOMIC HISTORY OF INDIA (1857-1947) | 12277503    | 64.71    | 23.53   | 11.76  | 0.00     | 100.00  |
| 26            | V        | 2               | POLITICAL ECONOMY-I                   | 12277505    | 0.00     | 0.00    | 100.00 | 0.00     | 100.00  |
| 27            | V        | 31              | INTERNATIONAL ECONOMICS               | 12277506    | 58.06    | 9.68    | 29.03  | 3.23     | 100.00  |

|    |    |    |   |          |       |       |       |       |        |
|----|----|----|---|----------|-------|-------|-------|-------|--------|
| 28 | V  | 13 | PUBLIC ECONOMICS                            | 12277507 | 61.54 | 23.08 | 15.38 | 0.00  | 100.00 |
| 29 | V  | 16 | PRINCIPLE OF MICROECONOMICS                 | 62275504 | 68.75 | 18.75 | 12.50 | 0.00  | 100.00 |
| 30 | V  | 52 | ECONOMIC DEVELOPMENT AND POLICY IN INDIA-I  | 62277503 | 55.77 | 15.38 | 28.85 | 0.00  | 100.00 |
| 31 | VI | 37 | INDIAN ECONOMY-II                           | 12271601 | 89.19 | 10.81 | 0.00  | 0.00  | 100.00 |
| 32 | VI | 37 | DEVELOPMENT ECONOMICS-II                    | 12271602 | 89.19 | 0.00  | 8.11  | 2.70  | 100.00 |
| 33 | VI | 7  | POLITICAL ECONOMY-II                        | 12277601 | 71.43 | 14.29 | 0.00  | 14.29 | 100.00 |
| 34 | VI | 30 | MONEY AND FINANCIAL MARKETS                 | 12277606 | 96.67 | 0.00  | 0.00  | 3.33  | 100.00 |
| 35 | VI | 37 | INDIA IN THE WORLD ECONOMY 1500-1800        | 12277610 | 70.27 | 27.03 | 2.70  | 0.00  | 100.00 |
| 36 | VI | 7  | PRINCIPLES OF MACROECONOMICS                | 62275604 | 85.71 | 14.29 | 0.00  | 0.00  | 100.00 |
| 37 | VI | 45 | ECONOMIC DEVELOPMENT AND POLICY IN INDIA-II | 62277603 | 95.56 | 0.00  | 2.22  | 2.22  | 100.00 |

**Table: The students' results classified into marks-wise groups and number of absent students**



**Graph: Subject-wise Students' results**

## **RESULT ANALYSIS: Department of English**

### **Academic year 2019-20**

The results analysis of the Department of English students is a blend of students' performance. Few semesters have witnessed better results than others. The results have also varied with distinct subjects. Some subjects have shown a bias scoring pattern of students' performance. Whereas several subjects have shown an evenly scattered marks' pattern. After gathering the data of students' marks on yearly basis, they have been detailed further. It has also been observed that a students' performance may pragmatically be analyzed by classifying them into three groups as 0-50%, 50-60% and 60-100%. Further, the number of students who have appeared for the examination have also been listed in the table.

The result has been discussed in the tabular layout in regards to the marks secured pattern of students' examination results. The percentage approach has been considered to analyze the result where the number of students has been categorically listed among three groups. The students' performance as percentage number of students has been highlighted among the same three groups.

The result analysis key highlights are:

- 1) In the course of BA(Hons) English, 45,40 and 42 students have enrolled for examination in first, second and third year respectively in the academic year 2019-20.

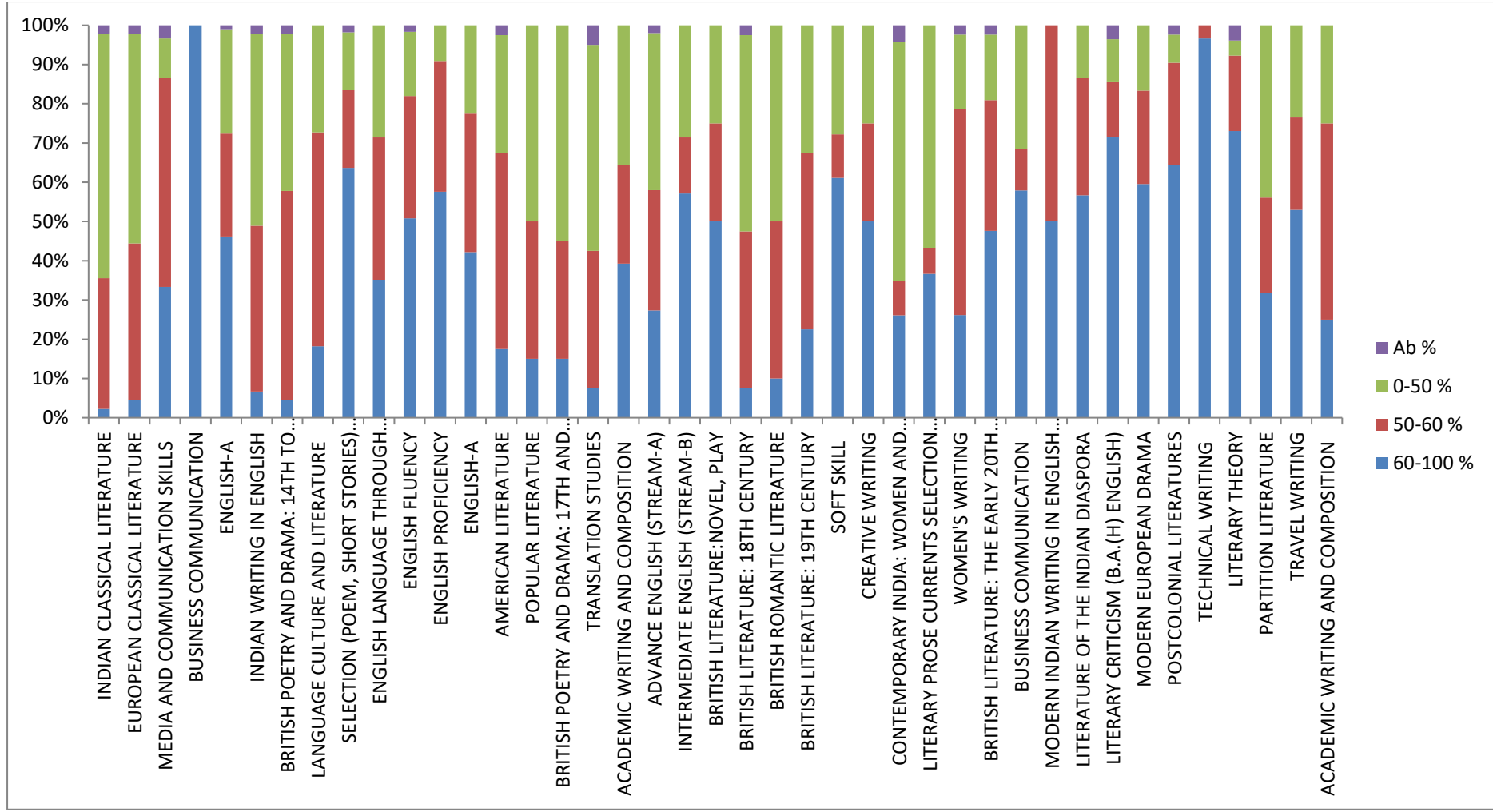
- 2) All the enrolled students have secured first division in the paper *Business Communication*.
- 3) More than 60.00% students have secured first division in the papers: *Technical writing, Literary theory, Literary criticism, Postcolonial literatures, Selection (poem, short stories) from modern Indian literature and Soft Skill*.
- 4) Less than 5.00% students have scored first division in *European Classical Literature, British Poetry and Drama: 14th To 17th Centuries* and *Indian Classical Literature*. The students' results need to be improved for the overall result of the course.
- 5) The students' performance has been found to be better in Semester V and VI than rest of the semesters.

| No. of Papers | Semester | No. of Students | Subject   | Sub. Credit | 60-100 % | 50-60 % | 0-50 % | Absent % | Total % |
|---------------|----------|-----------------|---|-------------|----------|---------|--------|----------|---------|
| 1             | I        | 45              | INDIAN CLASSICAL LITERATURE                                   | 12031101    | 2.22     | 33.33   | 62.22  | 2.22     | 100.00  |
| 2             | I        | 45              | EUROPEAN CLASSICAL LITERATURE                                 | 12031102    | 4.44     | 40.00   | 53.33  | 2.22     | 100.00  |
| 3             | I        | 30              | MEDIA AND COMMUNICATION SKILLS                                | 12035902    | 33.33    | 53.33   | 10.00  | 3.33     | 100.00  |
| 4             | I        | 18              | BUSINESS COMMUNICATION  | 62411118    | 100.00   | 0.00    | 0.00   | 0.00     | 100.00  |
| 5             | I        | 290             | ENGLISH-A   | 72032801    | 46.21    | 26.21   | 26.55  | 1.03     | 100.00  |
| 6             | II       | 45              | INDIAN WRITING IN ENGLISH                                     | 12031201    | 6.67     | 42.22   | 48.89  | 2.22     | 100.00  |
| 7             | II       | 45              | BRITISH POETRY AND DRAMA: 14TH TO 17TH CENTURIES              | 12031202    | 4.44     | 53.33   | 40.00  | 2.22     | 100.00  |
| 8             | II       | 22              | LANGUAGE CULTURE AND LITERATURE                               | 12035907    | 18.18    | 54.55   | 27.27  | 0.00     | 100.00  |
| 9             | II       | 55              | SELECTION (POEM, SHORT STORIES) FROM MODERN INDIAN LITERATURE | 62031201    | 63.64    | 20.00   | 14.55  | 1.82     | 100.00  |
| 10            | II       | 91              | ENGLISH LANGUAGE THROUGH LITERATURE                           | 62031205    | 35.16    | 36.26   | 28.57  | 0.00     | 100.00  |
| 11            | II       | 61              | ENGLISH FLUENCY   | 62031206    | 50.82    | 31.15   | 16.39  | 1.64     | 100.00  |
| 12            | II       | 33              | ENGLISH PROFICIENCY   | 62031207    | 57.58    | 33.33   | 9.09   | 0.00     | 100.00  |
| 13            | II       | 173             | ENGLISH-A   | 72032801    | 42.20    | 35.26   | 22.54  | 0.00     | 100.00  |
| 14            | III      | 40              | AMERICAN LITERATURE   | 12031301    | 17.50    | 50.00   | 30.00  | 2.50     | 100.00  |
| 15            | III      | 40              | POPULAR LITERATURE  | 12031302    | 15.00    | 35.00   | 50.00  | 0.00     | 100.00  |
| 16            | III      | 40              | BRITISH POETRY AND DRAMA: 17TH AND 18TH CENTURIES             | 12031303    | 15.00    | 30.00   | 55.00  | 0.00     | 100.00  |
| 17            | III      | 40              | TRANSLATION STUDIES   | 12033904    | 7.50     | 35.00   | 52.50  | 5.00     | 100.00  |
| 18            | III      | 28              | ACADEMIC WRITING AND COMPOSITION                              | 12035901    | 39.29    | 25.00   | 35.71  | 0.00     | 100.00  |
| 19            | III      | 150             | ADVANCE ENGLISH (STREAM-A)                                    | 62031312    | 27.33    | 30.67   | 40.00  | 2.00     | 100.00  |
| 20            | III      | 7               | INTERMEDIATE ENGLISH (STREAM-B)                               | 62031313    | 57.14    | 14.29   | 28.57  | 0.00     | 100.00  |
| 21            | III      | 28              | BRITISH LITERATURE:NOVEL, PLAY                                | 62034302    | 50.00    | 25.00   | 25.00  | 0.00     | 100.00  |
| 22            | IV       | 40              | BRITISH LITERATURE: 18TH CENTURY                              | 12031401    | 7.50     | 40.00   | 50.00  | 2.50     | 100.00  |
| 23            | IV       | 40              | BRITISH ROMANTIC LITERATURE                                   | 12031402    | 10.00    | 40.00   | 50.00  | 0.00     | 100.00  |



|    |    |    |   |          |       |       |       |      |        |
|----|----|----|---|----------|-------|-------|-------|------|--------|
| 24 | IV | 40 | BRITISH LITERATURE: 19TH CENTURY  | 12031403 | 22.50 | 45.00 | 32.50 | 0.00 | 100.00 |
| 25 | IV | 18 | SOFT SKILL  | 12033903 | 61.11 | 11.11 | 27.78 | 0.00 | 100.00 |
| 26 | IV | 40 | CREATIVE WRITING  | 12033905 | 50.00 | 25.00 | 25.00 | 0.00 | 100.00 |
| 27 | IV | 23 | CONTEMPORARY INDIA: WOMEN AND EMPOWERMENT   | 12035905 | 26.09 | 8.70  | 60.87 | 4.35 | 100.00 |
| 28 | IV | 30 | LITERARY PROSE CURRENTS SELECTION FROM LEAVING LITERATURE AN ANTHOLOGY PROSE AND POETRY EDS. VINAY SOOD | 62034401 | 36.67 | 6.67  | 56.67 | 0.00 | 100.00 |
| 29 | V  | 42 | WOMEN'S WRITING   | 12031501 | 26.19 | 52.38 | 19.05 | 2.38 | 100.00 |
| 30 | V  | 42 | BRITISH LITERATURE: THE EARLY 20TH CENTURY  | 12031502 | 47.62 | 33.33 | 16.67 | 2.38 | 100.00 |
| 31 | V  | 19 | BUSINESS COMMUNICATION  | 12033906 | 57.89 | 10.53 | 31.58 | 0.00 | 100.00 |
| 32 | V  | 26 | MODERN INDIAN WRITING IN ENGLISH TRANSLATION  | 12037501 | 50.00 | 50.00 | 0.00  | 0.00 | 100.00 |
| 33 | V  | 30 | LITERATURE OF THE INDIAN DIASPORA   | 12037502 | 56.67 | 30.00 | 13.33 | 0.00 | 100.00 |
| 34 | V  | 28 | LITERARY CRITICISM (B.A.(H) ENGLISH)  | 12037506 | 71.43 | 14.29 | 10.71 | 3.57 | 100.00 |
| 35 | VI | 42 | MODERN EUROPEAN DRAMA   | 12031601 | 59.52 | 23.81 | 16.67 | 0.00 | 100.00 |
| 36 | VI | 42 | POSTCOLONIAL LITERATURES  | 12031602 | 64.29 | 26.19 | 7.14  | 2.38 | 100.00 |
| 37 | VI | 30 | TECHNICAL WRITING   | 12033907 | 96.67 | 3.33  | 0.00  | 0.00 | 100.00 |
| 38 | VI | 26 | LITERARY THEORY   | 12037605 | 73.08 | 19.23 | 3.85  | 3.85 | 100.00 |
| 39 | VI | 41 | PARTITION LITERATURE  | 12037610 | 31.71 | 24.39 | 43.90 | 0.00 | 100.00 |
| 40 | VI | 17 | TRAVEL WRITING  | 12037612 | 52.94 | 23.53 | 23.53 | 0.00 | 100.00 |
| 41 | VI | 16 | ACADEMIC WRITING AND COMPOSITION  | 62035918 | 25.00 | 50.00 | 25.00 | 0.00 | 100.00 |

**Table: The students' results classified into marks-wise groups and number of absent students**



**Graph: Subject-wise Students' results**

# **RESULT ANALYSIS: ENVIRONMENTAL SCIENCE**

## **Academic year 2019-20**

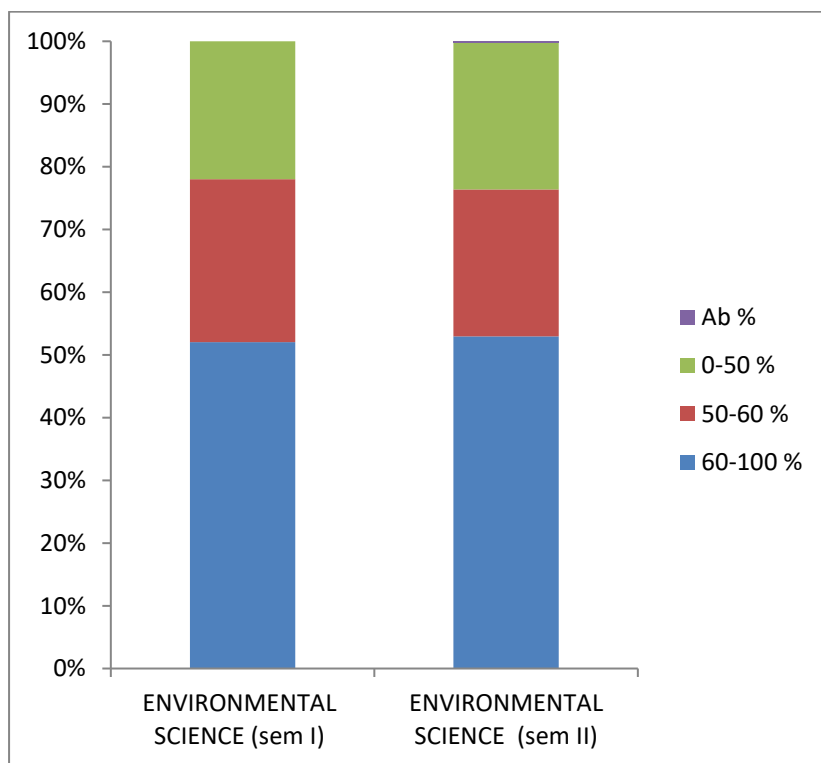
The results analysis of the Environmental Science students is a blend of students' performance. Few semesters have witnessed better results than others. The results have also varied with distinct subjects. Some subjects have shown a bias scoring pattern of students' performance. Whereas several subjects have shown an evenly scattered marks' pattern. After gathering the data of students' marks on yearly basis, they have been detailed further. It has also been observed that a students' performance may pragmatically be analyzed by classifying them into three groups as 0-50%, 50-60% and 60-100%. Further, the number of students who have appeared for the examination have also been listed in the table.

The result has been discussed in the tabular layout in regards to the marks secured pattern of students' examination results. The percentage approach has been considered to analyze the result where the number of students has been categorically listed among three groups. The students' performance as percentage number of students has been highlighted among the same three groups.

- 1) For Environmental Science, 173 and 440 students have enrolled for examination in first and second semesters respectively in the academic year 2017-18.
- 2) The students' performance has found be slightly better(absolute terms) in second semester than first semester.

| No. of Papers | Semester | No. of Students | Subject               | Sub. Credit | 60-100 % | 50-60 % | 0-50 % | Absent % | Total % |
|---------------|----------|-----------------|-----------------------|-------------|----------|---------|--------|----------|---------|
| 1             | I        | 173             | ENVIRONMENTAL SCIENCE | 72182801    | 52.02    | 26.01   | 21.97  | 0.00     | 100.00  |
| 2             | II       | 440             | ENVIRONMENTAL SCIENCE | 72182801    | 52.95    | 23.41   | 23.41  | 0.23     | 100.00  |

**Table: The students' results classified into marks-wise groups and number of absent students**



**Graph: Subject-wise Students' results**

## **RESULT ANALYSIS: Department of Hindi**

### **Academic year 2019-20**

The results analysis of the Department of Hindi students is a blend of students' performance. Few semesters have witnessed better results than others. The results have also varied with distinct subjects. Some subjects have shown a bias scoring pattern of students' performance. Whereas several subjects have shown an evenly scattered marks' pattern. After gathering the data of students' marks on yearly basis, they have been detailed further. It has also been observed that a students' performance may pragmatically be analyzed by classifying them into three groups as 0-50%, 50-60% and 60-100%. Further, the number of students who have appeared for the examination have also been listed in the table.

The result has been discussed in the tabular layout in regards to the marks secured pattern of students' examination results. The percentage approach has been considered to analyze the result where the number of students has been categorically listed among three groups. The students' performance as percentage number of students has been highlighted among the same three groups.

The result analysis key highlights are:

- 1) In the course of BA(Hons) Hindi, 55,47 and 45 students have enrolled for examination in first, second and third year respectively in the academic year 2019-20.

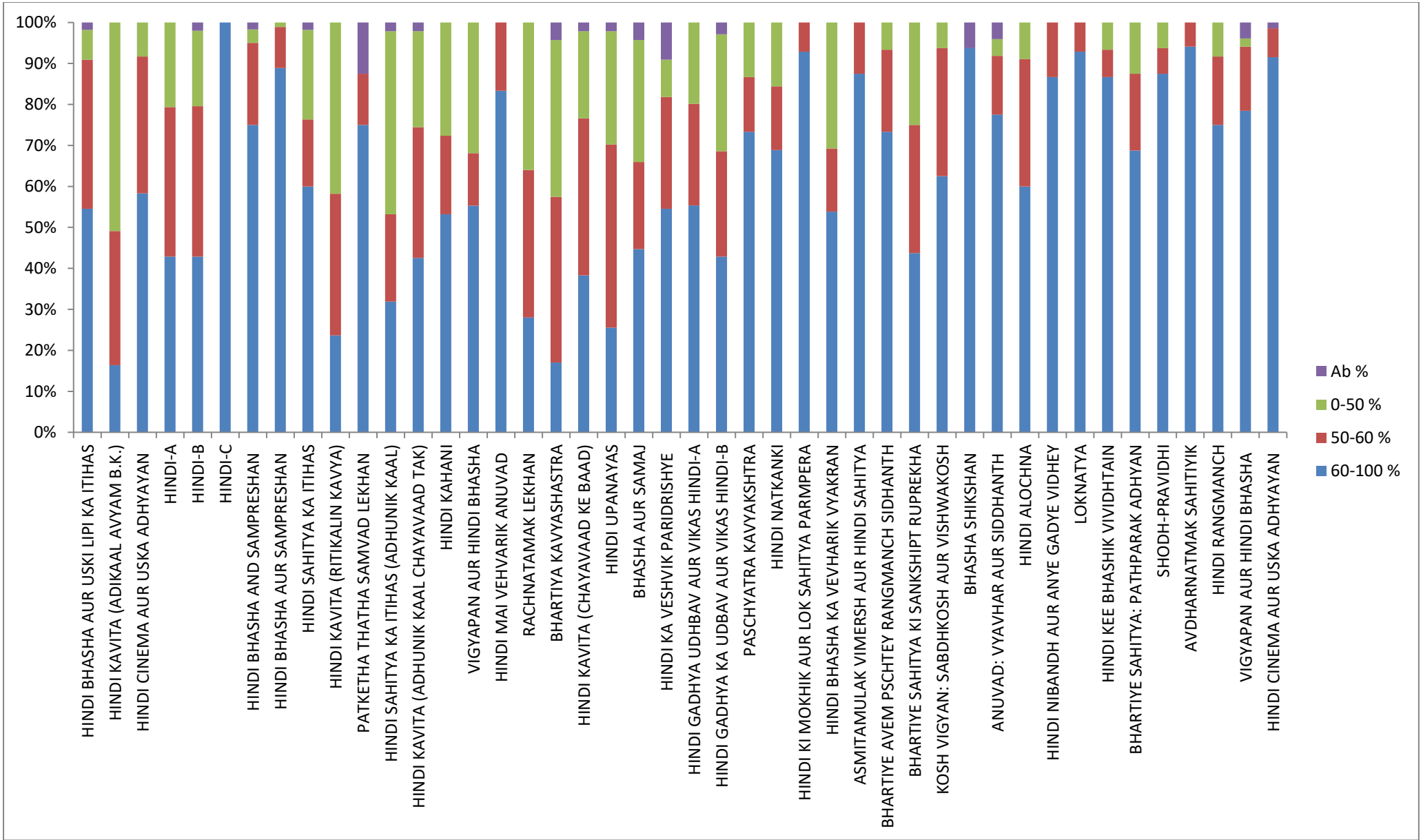
- 2) More than 90.00% students have secured first division in the papers:  
*Hindi-C, Avdharnatmak sahitayik, Bhasha shikshan, Hindi ki mokhik aur lok sahitya parmpera, Loknatya and Hindi Cinema Aur Uska Adhyayan .*
- 3) Less than 20.00% students have scored first division in the two papers:  
*Bhartiya Kavyashastra and Hindi Kavita (Adikaal Avyam Bhaktikalin Kavye).* The students' results need to be improved for the overall result of the course.
- 4) The students' performance has been found to be better in semester V and VI than rest of the semesters.

| No. of Papers | Semester | No. of Students | Subject  | Sub. Credit | 60-100 % | 50-60 % | 0-50 % | Absent % | Total % |
|---------------|----------|-----------------|--|-------------|----------|---------|--------|----------|---------|
| 1             | I        | 55              | HINDI BHASHA AUR USKI LIPI KA ITIHAS           | 12051101    | 54.55    | 36.36   | 7.27   | 1.82     | 100.00  |
| 2             | I        | 55              | HINDI KAVITA (ADIKAAL AVYAM BHAKTIKALIN KAVYE) | 12051102    | 16.36    | 32.73   | 50.91  | 0.00     | 100.00  |
| 3             | I        | 12              | HINDI CINEMA AUR USKA ADHYAYAN                 | 12055103    | 58.33    | 33.33   | 8.33   | 0.00     | 100.00  |
| 4             | I        | 126             | HINDI-A  | 62051102    | 42.86    | 36.51   | 20.63  | 0.00     | 100.00  |
| 5             | I        | 49              | HINDI-B  | 62051103    | 42.86    | 36.73   | 18.37  | 2.04     | 100.00  |
| 6             | I        | 2               | HINDI-C  | 62051104    | 100.00   | 0.00    | 0.00   | 0.00     | 100.00  |
| 7             | I        | 60              | HINDI BHASHA AND SAMPRESHAN                    | 72052802    | 75.00    | 20.00   | 3.33   | 1.67     | 100.00  |
| 8             | I        | 90              | HINDI BHASHA AUR SAMPRESHAN                    | 72052803    | 88.89    | 10.00   | 1.11   | 0.00     | 100.00  |
| 9             | II       | 55              | HINDI SAHITYA KA ITIHAS                        | 12051201    | 60.00    | 16.36   | 21.82  | 1.82     | 100.00  |
| 10            | II       | 55              | HINDI KAVITA (RITIKALIN KAVYA)                 | 12051202    | 23.64    | 34.55   | 41.82  | 0.00     | 100.00  |
| 11            | II       | 8               | PATKETHA THATHA SAMVAD LEKHAN                  | 12055206    | 75.00    | 12.50   | 0.00   | 12.50    | 100.00  |
| 12            | III      | 47              | HINDI SAHITYA KA ITIHAS (ADHUNIK KAAL)         | 12051301    | 31.91    | 21.28   | 44.68  | 2.13     | 100.00  |
| 13            | III      | 47              | HINDI KAVITA (ADHUNIK KAAL CHAYAVAAD TAK)      | 12051302    | 42.55    | 31.91   | 23.40  | 2.13     | 100.00  |
| 14            | III      | 47              | HINDI KAHANI                                   | 12051303    | 53.19    | 19.15   | 27.66  | 0.00     | 100.00  |
| 15            | III      | 47              | VIGYAPAN AUR HINDI BHASHA                      | 12053301    | 55.32    | 12.77   | 31.91  | 0.00     | 100.00  |
| 16            | III      | 6               | HINDI MAI VEHVARIK ANUVAD                      | 12055301    | 83.33    | 16.67   | 0.00   | 0.00     | 100.00  |
| 17            | III      | 25              | RACHNATAMAK LEKHAN                             | 62053302    | 28.00    | 36.00   | 36.00  | 0.00     | 100.00  |
| 18            | IV       | 47              | BHARTIYA KAVYASHASTRA                          | 12051401    | 17.02    | 40.43   | 38.30  | 4.26     | 100.00  |
| 19            | IV       | 47              | HINDI KAVITA (CHAYAVAAD KE BAAD)               | 12051402    | 38.30    | 38.30   | 21.28  | 2.13     | 100.00  |
| 20            | IV       | 47              | HINDI UPANAYAS                                 | 12051403    | 25.53    | 44.68   | 27.66  | 2.13     | 100.00  |
| 21            | IV       | 47              | BHASHA AUR SAMAJ                               | 12053407    | 44.68    | 21.28   | 29.79  | 4.26     | 100.00  |
| 22            | IV       | 11              | HINDI KA VESHVIK PARIDRISHYE                   | 12055401    | 54.55    | 27.27   | 9.09   | 9.09     | 100.00  |

|    |    |     |   |          |       |       |       |      |        |
|----|----|-----|---|----------|-------|-------|-------|------|--------|
| 23 | IV | 121 | HINDI GADHYA UDHBAV AUR VIKAS HINDI-A       | 62051404 | 55.37 | 24.79 | 19.83 | 0.00 | 100.00 |
| 24 | IV | 35  | HINDI GADHYA KA UDBAV AUR VIKAS HINDI-B     | 62051412 | 42.86 | 25.71 | 28.57 | 2.86 | 100.00 |
| 25 | V  | 45  | PASCHYATRA KAVYAKSHTRA                      | 12051501 | 73.33 | 13.33 | 13.33 | 0.00 | 100.00 |
| 26 | V  | 45  | HINDI NATKANKI                              | 12051502 | 68.89 | 15.56 | 15.56 | 0.00 | 100.00 |
| 27 | V  | 14  | HINDI KI MOKHIK AUR LOK SAHITYA PARMPERA    | 12057501 | 92.86 | 7.14  | 0.00  | 0.00 | 100.00 |
| 28 | V  | 13  | HINDI BHASHA KA VEVHARIK VYAKRAN            | 12057502 | 53.85 | 15.38 | 30.77 | 0.00 | 100.00 |
| 29 | V  | 16  | ASMITAMULAK VIMERSH AUR HINDI SAHITYA       | 12057503 | 87.50 | 12.50 | 0.00  | 0.00 | 100.00 |
| 30 | V  | 15  | BHARTIYE AVEM PSCHTEY RANGMANCH<br>SIDHANTH | 12057504 | 73.33 | 20.00 | 6.67  | 0.00 | 100.00 |
| 31 | V  | 16  | BHARTIYE SAHITYA KI SANKSHIPT RUPREKHA      | 12057505 | 43.75 | 31.25 | 25.00 | 0.00 | 100.00 |
| 32 | V  | 16  | KOSH VIGYAN: SABDHKOSH AUR VISHWAKOSH       | 12057506 | 62.50 | 31.25 | 6.25  | 0.00 | 100.00 |
| 33 | V  | 16  | BHASHA SHIKSHAN                             | 62053512 | 93.75 | 0.00  | 0.00  | 6.25 | 100.00 |
| 34 | V  | 49  | ANUVAD: VYAVHAR AUR SIDDHANTH               | 62055501 | 77.55 | 14.29 | 4.08  | 4.08 | 100.00 |
| 35 | VI | 45  | HINDI ALOCHNA                               | 12051601 | 60.00 | 31.11 | 8.89  | 0.00 | 100.00 |
| 36 | VI | 45  | HINDI NIBANDH AUR ANYE GADYE VIDHEY         | 12051602 | 86.67 | 13.33 | 0.00  | 0.00 | 100.00 |
| 37 | VI | 14  | LOKNATYA                                    | 12057607 | 92.86 | 7.14  | 0.00  | 0.00 | 100.00 |
| 38 | VI | 15  | HINDI KEE BHASHIK VIVIDHTAIN                | 12057608 | 86.67 | 6.67  | 6.67  | 0.00 | 100.00 |
| 39 | VI | 16  | BHARTIYE SAHITYA: PATHPARAK ADHYAN          | 12057609 | 68.75 | 18.75 | 12.50 | 0.00 | 100.00 |
| 40 | VI | 16  | SHODH-PRAVIDHI                              | 12057610 | 87.50 | 6.25  | 6.25  | 0.00 | 100.00 |
| 41 | VI | 17  | AVDHARNATMAK SAHITIYIK                      | 12057611 | 94.12 | 5.88  | 0.00  | 0.00 | 100.00 |
| 42 | VI | 12  | HINDI RANGMANCH                             | 12057612 | 75.00 | 16.67 | 8.33  | 0.00 | 100.00 |
| 43 | VI | 51  | VIGYAPAN AUR HINDI BHASHA                   | 62053611 | 78.43 | 15.69 | 1.96  | 3.92 | 100.00 |
| 44 | VI | 71  | HINDI CINEMA AUR USKA ADHYAYAN              | 62055634 | 91.55 | 7.04  | 0.00  | 1.41 | 100.00 |

**Table: The students' results classified into marks-wise groups and number of absent students**





Graph: Subject-wise Students' results

## **RESULT ANALYSIS: Department of History**

### **Academic year 2019-20**

The results analysis of the Department of History students is a blend of students' performance. Few semesters have witnessed better results than others. The results have also varied with distinct subjects. Some subjects have shown a bias scoring pattern of students' performance. Whereas several subjects have shown an evenly scattered marks' pattern. After gathering the data of students' marks on yearly basis, they have been detailed further. It has also been observed that a students' performance may pragmatically be analyzed by classifying them into three groups as 0-50%, 50-60% and 60-100%. Further, the number of students who have appeared for the examination have also been listed in the table.

The result has been discussed in the tabular layout in regards to the marks secured pattern of students' examination results. The percentage approach has been considered to analyze the result where the number of students has been categorically listed among three groups. The students' performance as percentage number of students has been highlighted among the same three groups.

The result analysis key highlights are:

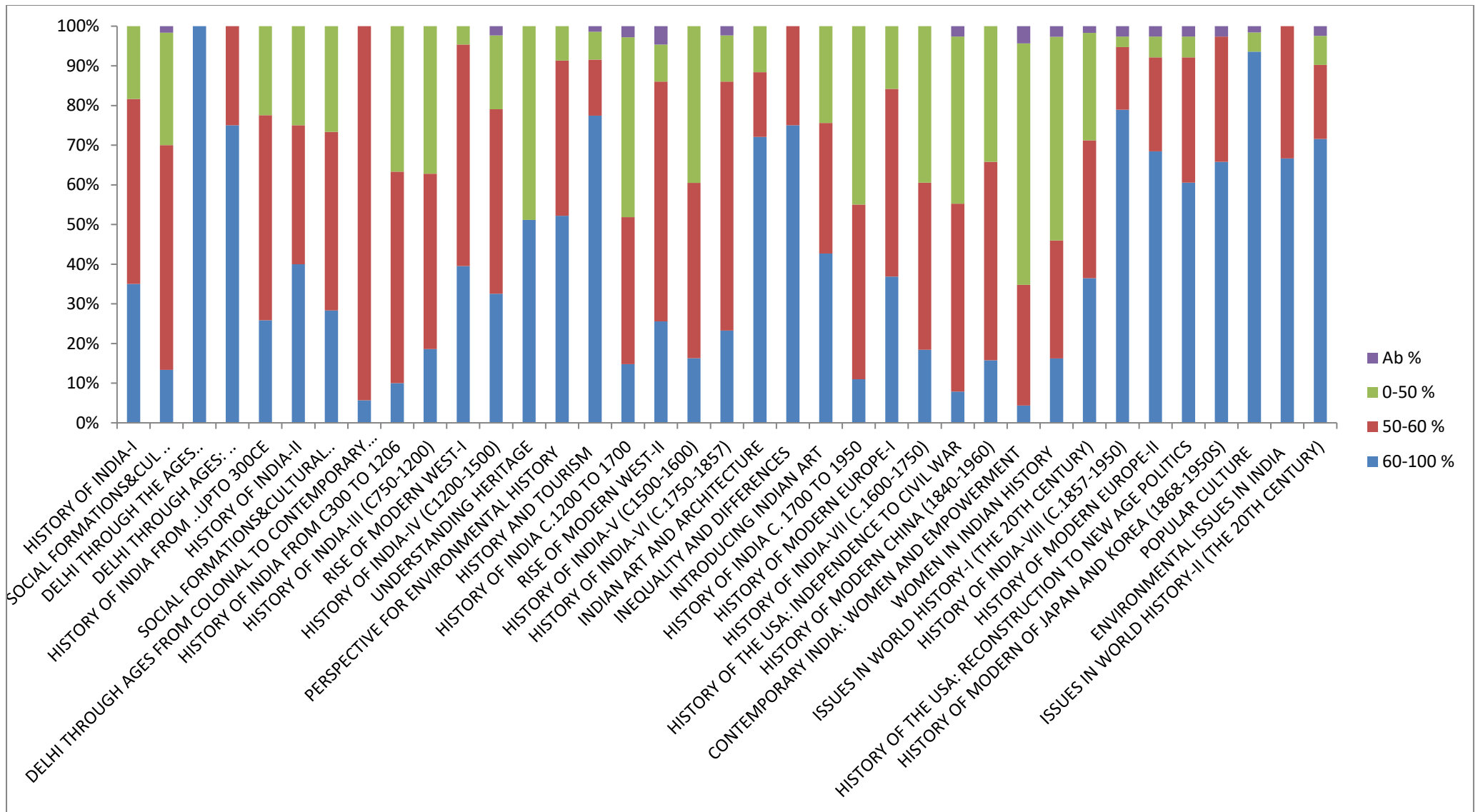
- 1) In the course of BA(Hons) History, 60, 43 and 38 students have enrolled for examination in first, second and third year respectively in the academic year 2019-20.

- 2) All the enrolled students have secured first division in the paper *Delhi through the Ages: The Making of its Early Modern History* .
- 3) More than 70.00% students have secured first division in these seven papers: *Popular Culture, History of India-VIII (c.1857-1950), History and tourism, Delhi through ages: the making of its earlier modern history, Inequality and differences, Indian art and architecture and Issues in world history-II (20th century)*.
- 4) Less than 10.00% students have scored first division in the three papers: *History of the USA: independence to civil war, Delhi through ages from colonial to contemporary times and Contemporary India: women and empowerment*. The students' results need to be improved for the overall result of the course.
- 5) The students' performance has been found to be better in Semester VI than rest of the semesters.

| No. of Papers | Semester | No. of Students | Subject   | Sub. Credit | 60-100 % | 50-60 % | 0-50 % | Absent % | Total % |
|---------------|----------|-----------------|---|-------------|----------|---------|--------|----------|---------|
| 1             | I        | 60              | HISTORY OF INDIA-I  | 12311103    | 35.00    | 46.67   | 18.33  | 0.00     | 100.00  |
| 2             | I        | 60              | SOCIAL FORMATIONS AND CULTURAL PATTERNS OF THE ANCIENT WORLD          | 12311104    | 13.33    | 56.67   | 28.33  | 1.67     | 100.00  |
| 3             | I        | 46              | DELHI THROUGH THE AGES: THE MAKING OF ITS EARLY MODERN HISTORY        | 12315108    | 100.00   | 0.00    | 0.00   | 0.00     | 100.00  |
| 4             | I        | 8               | DELHI THROUGH AGES: THE MAKING OF ITS EARLIER MODERN HISTORY          | 12315110    | 75.00    | 25.00   | 0.00   | 0.00     | 100.00  |
| 5             | I        | 89              | HISTORY OF INDIA FROM THE EARLIEST TIME UPTO 300CE                    | 62311103    | 25.84    | 51.69   | 22.47  | 0.00     | 100.00  |
| 6             | II       | 60              | HISTORY OF INDIA-II   | 12311203    | 40.00    | 35.00   | 25.00  | 0.00     | 100.00  |
| 7             | II       | 60              | SOCIAL FORMATIONS AND CULTURAL PATTERNS OF THE ANCIENT MEDIEVAL WORLD | 12311204    | 28.33    | 45.00   | 26.67  | 0.00     | 100.00  |
| 8             | II       | 35              | DELHI THROUGH AGES FROM COLONIAL TO CONTEMPORARY TIMES                | 12315212    | 5.71     | 94.29   | 0.00   | 0.00     | 100.00  |
| 9             | II       | 90              | HISTORY OF INDIA FROM C300 TO 1206                                    | 62311204    | 10.00    | 53.33   | 36.67  | 0.00     | 100.00  |
| 10            | III      | 43              | HISTORY OF INDIA-III (C750-1200)                                      | 12311346    | 18.60    | 44.19   | 37.21  | 0.00     | 100.00  |
| 11            | III      | 43              | RISE OF MODERN WEST-I   | 12311347    | 39.53    | 55.81   | 4.65   | 0.00     | 100.00  |
| 12            | III      | 43              | HISTORY OF INDIA-IV (C1200-1500)                                      | 12311348    | 32.56    | 46.51   | 18.60  | 2.33     | 100.00  |
| 13            | III      | 43              | UNDERSTANDING HERITAGE  | 12313901    | 51.16    | 0.00    | 48.84  | 0.00     | 100.00  |
| 14            | III      | 23              | PERSPECTIVE FOR ENVIRONMENTAL HISTORY                                 | 12315354    | 52.17    | 39.13   | 8.70   | 0.00     | 100.00  |
| 15            | III      | 71              | HISTORY AND TOURISM   | 62313362    | 77.46    | 14.08   | 7.04   | 1.41     | 100.00  |
| 16            | III      | 108             | HISTORY OF INDIA C.1200 TO 1700                                       | 62314360    | 14.81    | 37.04   | 45.37  | 2.78     | 100.00  |
| 17            | IV       | 43              | RISE OF MODERN WEST-II  | 12311405    | 25.58    | 60.47   | 9.30   | 4.65     | 100.00  |
| 18            | IV       | 43              | HISTORY OF INDIA-V (C1500-1600)                                       | 12311406    | 16.28    | 44.19   | 39.53  | 0.00     | 100.00  |
| 19            | IV       | 43              | HISTORY OF INDIA-VI (C.1750-1857)                                     | 12311407    | 23.26    | 62.79   | 11.63  | 2.33     | 100.00  |
| 20            | IV       | 43              | INDIAN ART AND ARCHITECTURE   | 12313405    | 72.09    | 16.28   | 11.63  | 0.00     | 100.00  |
| 21            | IV       | 4               | INEQUALITY AND DIFFERENCES  | 23315406    | 75.00    | 25.00   | 0.00   | 0.00     | 100.00  |
| 22            | IV       | 82              | INTRODUCING INDIAN ART  | 62313426    | 42.68    | 32.93   | 24.39  | 0.00     | 100.00  |
| 23            | IV       | 109             | HISTORY OF INDIA C. 1700 TO 1950                                      | 62314402    | 11.01    | 44.04   | 44.95  | 0.00     | 100.00  |
| 24            | V        | 38              | HISTORY OF MODERN EUROPE-I  | 12311503    | 36.84    | 47.37   | 15.79  | 0.00     | 100.00  |
| 25            | V        | 38              | HISTORY OF INDIA-VII (C.1600-1750)                                    | 12311504    | 18.42    | 42.11   | 39.47  | 0.00     | 100.00  |

|    |    |     |  |          |       |       |       |      |        |
|----|----|-----|--|----------|-------|-------|-------|------|--------|
| 26 | V  | 38  | HISTORY OF THE USA: INDEPENDENCE TO CIVIL WAR          | 12317508 | 7.89  | 47.37 | 42.11 | 2.63 | 100.00 |
| 27 | V  | 38  | HISTORY OF MODERN CHINA (1840-1960)                    | 12317512 | 15.79 | 50.00 | 34.21 | 0.00 | 100.00 |
| 28 | V  | 23  | CONTEMPORARY INDIA: WOMEN AND EMPOWERMENT              | 62035922 | 4.35  | 30.43 | 60.87 | 4.35 | 100.00 |
| 29 | V  | 37  | WOMEN IN INDIAN HISTORY                                | 62315515 | 16.22 | 29.73 | 51.35 | 2.70 | 100.00 |
| 30 | V  | 118 | ISSUES IN WORLD HISTORY-I (THE 20TH CENTURY)           | 62317517 | 36.44 | 34.75 | 27.12 | 1.69 | 100.00 |
| 31 | VI | 38  | HISTORY OF INDIA-VIII (C.1857-1950)                    | 12311603 | 78.95 | 15.79 | 2.63  | 2.63 | 100.00 |
| 32 | VI | 38  | HISTORY OF MODERN EUROPE-II                            | 12311604 | 68.42 | 23.68 | 5.26  | 2.63 | 100.00 |
| 33 | VI | 38  | HISTORY OF THE USA: RECONSTRUCTION TO NEW AGE POLITICS | 12317608 | 60.53 | 31.58 | 5.26  | 2.63 | 100.00 |
| 34 | VI | 38  | HISTORY OF MODERN OF JAPAN AND KOREA (1868-1950S)      | 12317612 | 65.79 | 31.58 | 0.00  | 2.63 | 100.00 |
| 35 | VI | 62  | POPULAR CULTURE  | 62313618 | 93.55 | 0.00  | 4.84  | 1.61 | 100.00 |
| 36 | VI | 15  | ENVIRONMENTAL ISSUES IN INDIA                          | 62315618 | 66.67 | 33.33 | 0.00  | 0.00 | 100.00 |
| 37 | VI | 123 | ISSUES IN WORLD HISTORY-II (THE 20TH CENTURY)          | 62317620 | 71.54 | 18.70 | 7.32  | 2.44 | 100.00 |

**Table: The students' results classified into marks-wise groups and number of absent students**



**Graph: Subject-wise Students' results**

## **RESULT ANALYSIS: Department of Maths**

### **Academic year 2019-20**

The results analysis of the Department of Maths students is a blend of students' performance. Few semesters have witnessed better results than others. The results have also varied with distinct subjects. Some subjects have shown a bias scoring pattern of students' performance. Whereas several subjects have shown an evenly scattered marks' pattern. After gathering the data of students' marks on yearly basis, they have been detailed further. It has also been observed that a students' performance may pragmatically be analyzed by classifying them into three groups as 0-50%, 50-60% and 60-100%. Further, the number of students who have appeared for the examination have also been listed in the table.

The result has been discussed in the tabular layout in regards to the marks secured pattern of students' examination results. The percentage approach has been considered to analyze the result where the number of students has been categorically listed among three groups. The students' performance as percentage number of students has been highlighted among the same three groups.

The result analysis key highlights are:

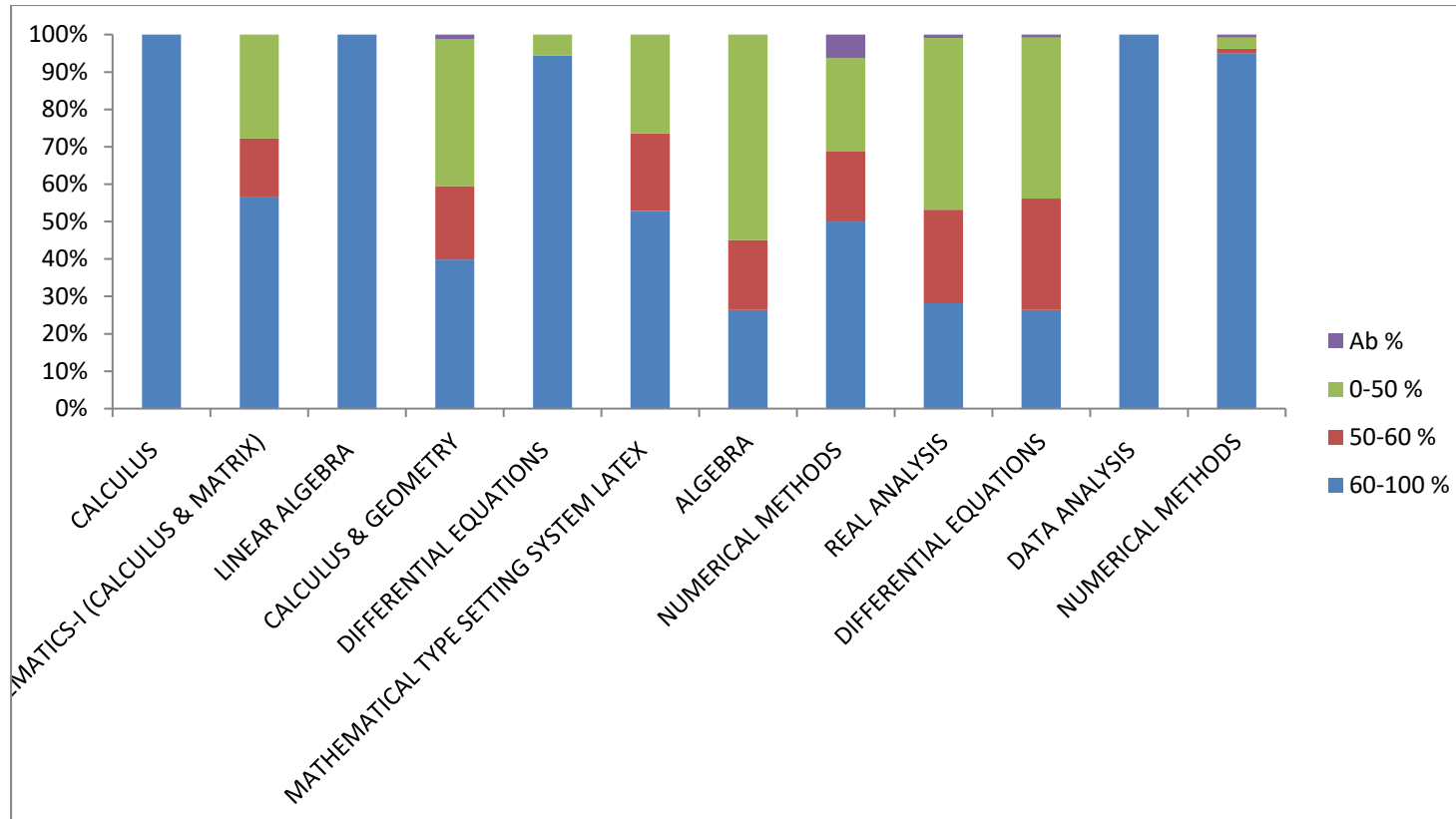
- 1) For the subjects of Maths, respective students have enrolled for examination in first, second and third year respectively in the academic year 2019-20.

- 2) All the enrolled students have secured first division in the papers: *Calculus*, *Linear algebra* and *Data analysis*.
- 3) More than 90.00% students have secured first division in the two papers: *Numerical methods* and *Differential equations*.
- 4) Less than 30.00% students have scored first division in three papers *Real analysis*, *Differential equations* and *Algebra*. The students' results need to be improved for the overall result of the course.
- 5) The students' performance has been found to be better in Semester VI than rest of the semesters.



| No. of Papers | Semester | No. of Students | Subject                                | Sub. Credit | 60-100 % | 50-60 % | 0-50 % | Absent % | Total % |
|---------------|----------|-----------------|--|-------------|----------|---------|--------|----------|---------|
| 1             | I        | 8               | CALCULUS                               | 32355101    | 100.00   | 0.00    | 0.00   | 0.00     | 100.00  |
| 2             | I        | 173             | MATHEMATICS-I (CALCULUS & MATRIX)      | 42351101    | 56.65    | 15.61   | 27.75  | 0.00     | 100.00  |
| 3             | II       | 9               | LINEAR ALGEBRA                         | 32355202    | 100.00   | 0.00    | 0.00   | 0.00     | 100.00  |
| 4             | II       | 173             | CALCULUS & GEOMETRY                    | 42351201    | 39.88    | 19.65   | 39.31  | 1.16     | 100.00  |
| 5             | III      | 18              | DIFFERENTIAL EQUATIONS                 | 32355301    | 94.44    | 0.00    | 5.56   | 0.00     | 100.00  |
| 6             | III      | 53              | MATHEMATICAL TYPE SETTING SYSTEM LATEX | 42353327    | 52.83    | 20.75   | 26.42  | 0.00     | 100.00  |
| 7             | III      | 224             | ALGEBRA                                | 42354302    | 26.34    | 18.75   | 54.91  | 0.00     | 100.00  |
| 8             | IV       | 16              | NUMERICAL METHODS                      | 32355402    | 50.00    | 18.75   | 25.00  | 6.25     | 100.00  |
| 9             | IV       | 224             | REAL ANALYSIS                          | 42354401    | 28.13    | 25.00   | 45.98  | 0.89     | 100.00  |
| 10            | V        | 235             | DIFFERENTIAL EQUATIONS                 | 42357501    | 26.38    | 29.79   | 42.98  | 0.85     | 100.00  |
| 11            | V        | 4               | DATA ANALYSIS                          | 62273506    | 100.00   | 0.00    | 0.00   | 0.00     | 100.00  |
| 12            | VI       | 235             | NUMERICAL METHODS                      | 42357618    | 94.89    | 1.28    | 2.98   | 0.85     | 100.00  |

**Table: The students' results classified into marks-wise groups and number of absent students**



**Graph: Subject-wise Students' results**

## **RESULT ANALYSIS: Department of Physics**

### **Academic year 2019-20**

The results analysis of the Physics students is a blend of students' performance. Few semesters have witnessed better results than others. The results have also varied with distinct subjects. Some subjects have shown a bias scoring pattern of students' performance. Whereas several subjects have shown an evenly scattered marks' pattern. After gathering the data of students' marks on yearly basis, they have been detailed further. It has also been observed that a students' performance may pragmatically be analyzed by classifying them into three groups as 0-50%, 50-60% and 60-100%. Further, the number of students who have appeared for the examination have also been listed in the table.

The result has been discussed in the tabular layout in regards to the marks secured pattern of students' examination results. The percentage approach has been considered to analyze the result where the number of students has been categorically listed among three groups. The students' performance as percentage number of students has been highlighted among the same three groups.

The result analysis key highlights are:

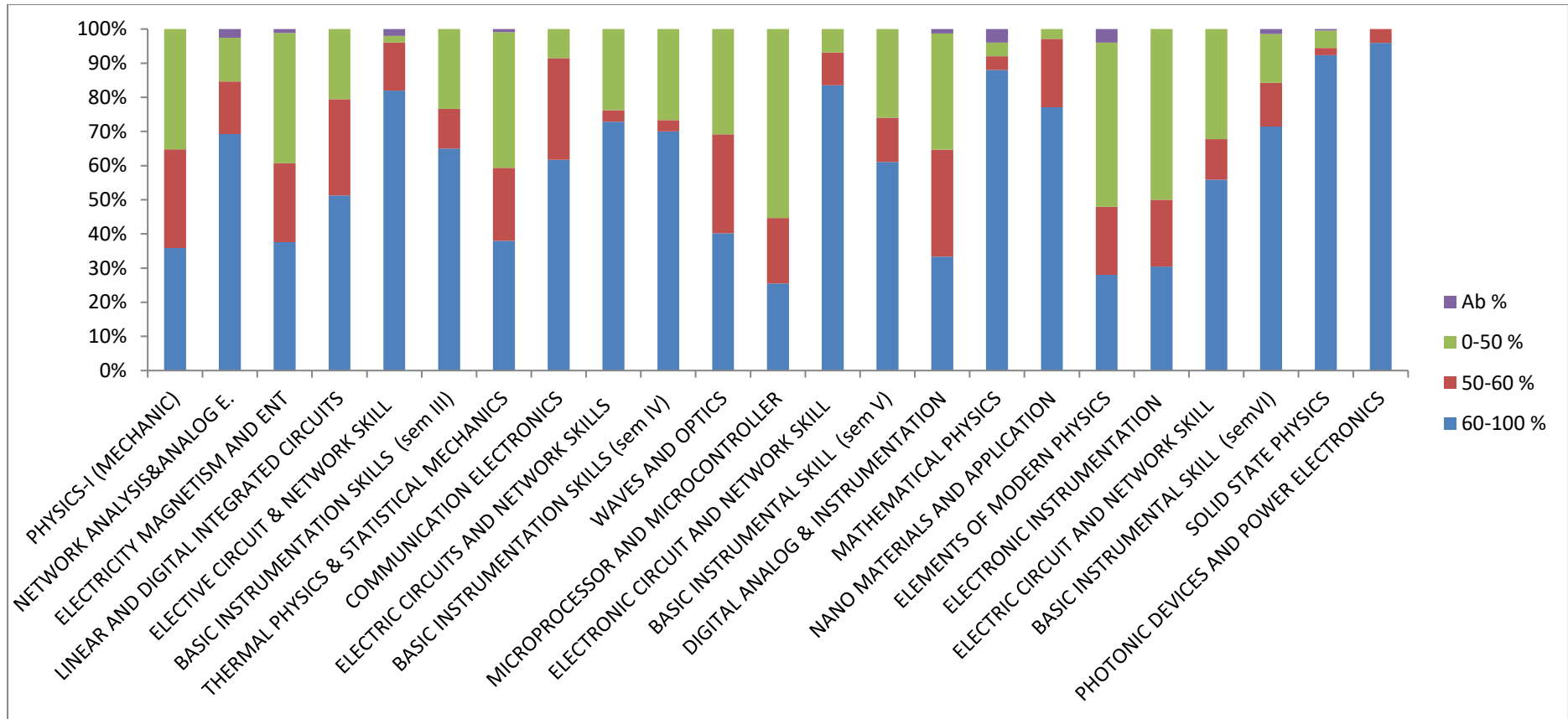
- 1) For the subjects of Physics, respective students have enrolled for examination in first, second and third year respectively in the academic year 2019-20.

- 2) More than 80.00% students have secured first division in the papers:  
*Photonic devices and power electronics, Solid state physics, Mathematical physics, Electronic circuit and network skill and Elective circuit & network skill.*
- 3) Less than 30.00% students have scored first division in *Elements of Modern Physics* and *Microprocessor and Microcontroller*. The students' results need to be improved for the overall result of the course.
- 4) The students' performance has been found to be better in Semester VI than rest of the semesters.

| No. of Papers | Semester | No. of Students | Subject                                 | Sub. Credit | 60-100 % | 50-60 % | 0-50 % | Absent % | Total % |
|---------------|----------|-----------------|---|-------------|----------|---------|--------|----------|---------|
| 1             | I        | 173             | PHYSICS-I (MECHANIC)                    | 42221101    | 35.84    | 28.90   | 35.26  | 0.00     | 100.00  |
| 2             | I        | 39              | NETWORK ANALYSIS & ANALOG ELECTRONICS   | 42511101    | 69.23    | 15.38   | 12.82  | 2.56     | 100.00  |
| 3             | II       | 173             | ELECTRICITY MAGNETISM AND ENT           | 42221201    | 37.57    | 23.12   | 38.15  | 1.16     | 100.00  |
| 4             | II       | 39              | LINEAR AND DIGITAL INTEGRATED CIRCUITS  | 42511201    | 51.28    | 28.21   | 20.51  | 0.00     | 100.00  |
| 5             | III      | 50              | ELECTIVE CIRCUIT & NETWORK SKILL        | 32223903    | 82.00    | 14.00   | 2.00   | 2.00     | 100.00  |
| 6             | III      | 60              | BASIC INSTRUMENTATION SKILLS            | 32223904    | 65.00    | 11.67   | 23.33  | 0.00     | 100.00  |
| 7             | III      | 224             | THERMAL PHYSICS & STATISTICAL MECHANICS | 42224303    | 37.95    | 21.43   | 39.73  | 0.89     | 100.00  |
| 8             | III      | 47              | COMMUNICATION ELECTRONICS               | 42514305    | 61.70    | 29.79   | 8.51   | 0.00     | 100.00  |
| 9             | IV       | 59              | ELECTRIC CIRCUITS AND NETWORK SKILLS    | 32223903    | 72.88    | 3.39    | 23.73  | 0.00     | 100.00  |
| 10            | IV       | 60              | BASIC INSTRUMENTATION SKILLS            | 32223904    | 70.00    | 3.33    | 26.67  | 0.00     | 100.00  |
| 11            | IV       | 224             | WAVES AND OPTICS                        | 42224412    | 40.18    | 29.02   | 30.80  | 0.00     | 100.00  |
| 12            | IV       | 47              | MICROPROCESSOR AND MICROCONTROLLER      | 42514413    | 25.53    | 19.15   | 55.32  | 0.00     | 100.00  |
| 13            | V        | 73              | ELECTRONIC CIRCUIT AND NETWORK SKILL    | 32223903    | 83.56    | 9.59    | 6.85   | 0.00     | 100.00  |
| 14            | V        | 54              | BASIC INSTRUMENTAL SKILL                | 32223904    | 61.11    | 12.96   | 25.93  | 0.00     | 100.00  |
| 15            | V        | 150             | DIGITAL ANALOG & INSTRUMENTATION        | 42227530    | 33.33    | 31.33   | 34.00  | 1.33     | 100.00  |
| 16            | V        | 25              | MATHEMATICAL PHYSICS                    | 42227531    | 88.00    | 4.00    | 4.00   | 4.00     | 100.00  |
| 17            | V        | 35              | NANO MATERIALS AND APPLICATION          | 42227532    | 77.14    | 20.00   | 2.86   | 0.00     | 100.00  |
| 18            | V        | 25              | ELEMENTS OF MODERN PHYSICS              | 42227929    | 28.00    | 20.00   | 48.00  | 4.00     | 100.00  |

|    |    |     |  |          |       |       |       |      |        |
|----|----|-----|--|----------|-------|-------|-------|------|--------|
| 19 | V  | 46  | ELECTRONIC INSTRUMENTATION             | 42517512 | 30.43 | 19.57 | 50.00 | 0.00 | 100.00 |
| 20 | VI | 59  | ELECTRIC CIRCUIT AND NETWORK SKILL     | 32223903 | 55.93 | 11.86 | 32.20 | 0.00 | 100.00 |
| 21 | VI | 70  | BASIC INSTRUMENTAL SKILL               | 32223904 | 71.43 | 12.86 | 14.29 | 1.43 | 100.00 |
| 22 | VI | 235 | SOLID STATE PHYSICS                    | 42227637 | 92.34 | 2.13  | 5.11  | 0.43 | 100.00 |
| 23 | VI | 49  | PHOTONIC DEVICES AND POWER ELECTRONICS | 42517615 | 95.92 | 4.08  | 0.00  | 0.00 | 100.00 |

**Table: The students' results classified into marks-wise groups and number of absent students**



**Graph: Subject-wise Students' results**

## **RESULT ANALYSIS: Department of Political Science**

### **Academic year 2019-20**

The results analysis of the Department of Political Science students is a blend of students' performance. Few semesters have witnessed better results than others. The results have also varied with distinct subjects. Some subjects have shown a bias scoring pattern of students' performance. Whereas several subjects have shown an evenly scattered marks' pattern. After gathering the data of students' marks on yearly basis, they have been detailed further. It has also been observed that a students' performance may pragmatically be analyzed by classifying them into three groups as 0-50%, 50-60% and 60-100%. Further, the number of students who have appeared for the examination have also been listed in the table.

The result has been discussed in the tabular layout in regards to the marks secured pattern of students' examination results. The percentage approach has been considered to analyze the result where the number of students has been categorically listed among three groups. The students' performance as percentage number of students has been highlighted among the same three groups.

The result analysis key highlights are:

- 1) In the course of BA(Hons) Political Science, 59, 54 and 41 students have enrolled for examination in first, second and third year respectively in the academic year 2019-20.



2) All the enrolled students have secured first division in the two papers:

*Yours law your right and Peace and conflict resolution*

3) More than 80.00% students have secured first division in the eight papers:

*Global politics, Public policy in India, Human right and gender*

*environment, Political process and institutions in comparative perspective,*

*India's foreign policy in a globalizing world, Indian political thought-II,*

*Introduction to comparative government and politics and Conflict and*

*peace building.*

4) Less than 30.00% students have scored first division in *Nationalism in*

*India, Democratic awareness through legal literacy, Politics of*

*globalization and Administration and public policy . The students' results*

*need to be improved for the overall result of the course.*

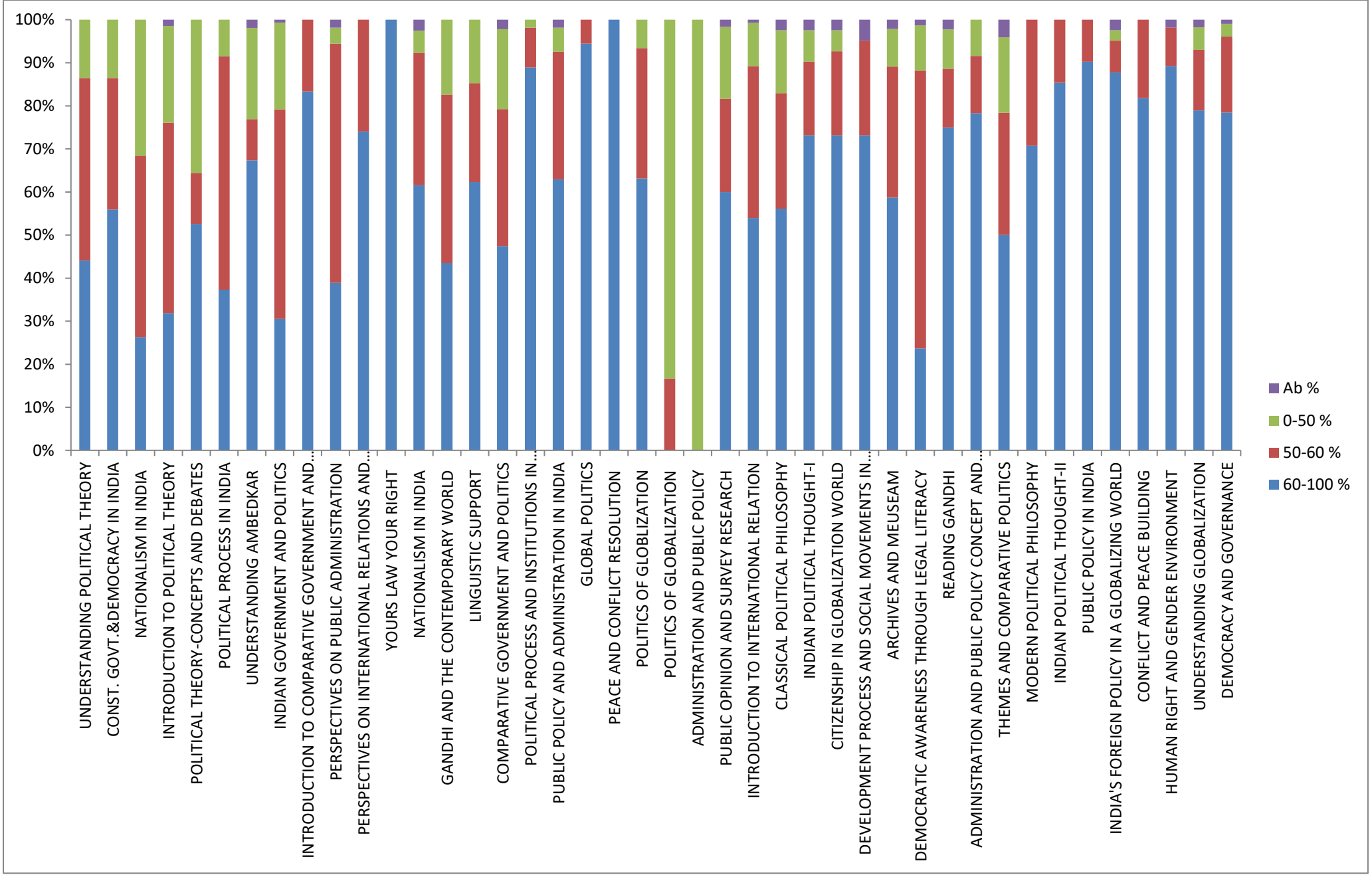
5) The students' performance has been found to be better in Semester VI than

rest of the semesters.

| No. of Papers | Semester | No. of Students | Subject   | Sub. Credit | 60-100 % | 50-60 % | 0-50 % | Absent % | Total % |
|---------------|----------|-----------------|---|-------------|----------|---------|--------|----------|---------|
| 1             | I        | 59              | UNDERSTANDING POLITICAL THEORY                                | 12321101    | 44.07    | 42.37   | 13.56  | 0.00     | 100.00  |
| 2             | I        | 59              | CONSTITUTIONAL GOVERNMENT AND DEMOCRACY IN INDIA              | 12321102    | 55.93    | 30.51   | 13.56  | 0.00     | 100.00  |
| 3             | I        | 19              | NATIONALISM IN INDIA  | 12325901    | 26.32    | 42.11   | 31.58  | 0.00     | 100.00  |
| 4             | I        | 138             | INTRODUCTION TO POLITICAL THEORY                              | 62321101    | 31.88    | 44.20   | 22.46  | 1.45     | 100.00  |
| 5             | II       | 59              | POLITICAL THEORY-CONCEPTS AND DEBATES                         | 12321201    | 52.54    | 11.86   | 35.59  | 0.00     | 100.00  |
| 6             | II       | 59              | POLITICAL PROCESS IN INDIA                                    | 12321202    | 37.29    | 54.24   | 8.47   | 0.00     | 100.00  |
| 7             | II       | 52              | UNDERSTANDING AMBEDKAR  | 12325905    | 67.31    | 9.62    | 21.15  | 1.92     | 100.00  |
| 8             | II       | 144             | INDIAN GOVERNMENT AND POLITICS                                | 62321201    | 30.56    | 48.61   | 20.14  | 0.69     | 100.00  |
| 9             | III      | 54              | INTRODUCTION TO COMPARATIVE GOVERNMENT AND POLITICS           | 12321301    | 83.33    | 16.67   | 0.00   | 0.00     | 100.00  |
| 10            | III      | 54              | PERSPECTIVES ON PUBLIC ADMINISTRATION                         | 12321302    | 38.89    | 55.56   | 3.70   | 1.85     | 100.00  |
| 11            | III      | 54              | PERSPECTIVES ON INTERNATIONAL RELATIONS AND WORLD HISTORY     | 12321303    | 74.07    | 25.93   | 0.00   | 0.00     | 100.00  |
| 12            | III      | 54              | YOURS LAW YOUR RIGHT  | 12323901    | 100.00   | 0.00    | 0.00   | 0.00     | 100.00  |
| 13            | III      | 39              | NATIONALISM IN INDIA  | 12325901    | 61.54    | 30.77   | 5.13   | 2.56     | 100.00  |
| 14            | III      | 46              | GANDHI AND THE CONTEMPORARY WORLD                             | 12325904    | 43.48    | 39.13   | 17.39  | 0.00     | 100.00  |
| 15            | III      | 61              | LINGUISTIC SUPPORT  | 62323312    | 62.30    | 22.95   | 14.75  | 0.00     | 100.00  |
| 16            | III      | 135             | COMPARATIVE GOVERNMENT AND POLITICS                           | 62324306    | 47.41    | 31.85   | 18.52  | 2.22     | 100.00  |
| 17            | IV       | 54              | POLITICAL PROCESS AND INSTITUTIONS IN COMPARATIVE PERSPECTIVE | 12321401    | 88.89    | 9.26    | 1.85   | 0.00     | 100.00  |
| 18            | IV       | 54              | PUBLIC POLICY AND ADMINISTRATION IN INDIA                     | 12321402    | 62.96    | 29.63   | 5.56   | 1.85     | 100.00  |
| 19            | IV       | 54              | GLOBAL POLITICS   | 12321403    | 94.44    | 5.56    | 0.00   | 0.00     | 100.00  |
| 20            | IV       | 54              | PEACE AND CONFLICT RESOLUTION                                 | 12323904    | 100.00   | 0.00    | 0.00   | 0.00     | 100.00  |
| 21            | IV       | 76              | POLITICS OF GLOBLIZATION                                      | 12325907    | 63.16    | 30.26   | 6.58   | 0.00     | 100.00  |
| 22            | IV       | 6               | POLITICS OF GLOBALIZATION                                     | 12325907    | 0.00     | 16.67   | 83.33  | 0.00     | 100.00  |
| 23            | IV       | 8               | ADMINISTRATION AND PUBLIC POLICY                              | 62321444    | 0.00     | 0.00    | 100.00 | 0.00     | 100.00  |
| 24            | IV       | 60              | PUBLIC OPINION AND SURVEY RESEARCH                            | 62323412    | 60.00    | 21.67   | 16.67  | 1.67     | 100.00  |
| 25            | IV       | 139             | INTRODUCTION TO INTERNATIONAL RELATION                        | 62324407    | 53.96    | 35.25   | 10.07  | 0.72     | 100.00  |
| 26            | V        | 41              | CLASSICAL POLITICAL PHILOSOPHY                                | 12321501    | 56.10    | 26.83   | 14.63  | 2.44     | 100.00  |

|    |    |     |  |          |       |       |       |      |        |
|----|----|-----|--|----------|-------|-------|-------|------|--------|
| 27 | V  | 41  | INDIAN POLITICAL THOUGHT-I                                     | 12321502 | 73.17 | 17.07 | 7.32  | 2.44 | 100.00 |
| 28 | V  | 41  | CITIZENSHIP IN GLOBALIZATION WORLD                             | 12327901 | 73.17 | 19.51 | 4.88  | 2.44 | 100.00 |
| 29 | V  | 41  | DEVELOPMENT PROCESS AND SOCIAL MOVEMENTS IN COMTEMPORARY INDIA | 12327903 | 73.17 | 21.95 | 0.00  | 4.88 | 100.00 |
| 30 | V  | 46  | ARCHIVES AND MEUSEAM   | 62313516 | 58.70 | 30.43 | 8.70  | 2.17 | 100.00 |
| 31 | V  | 76  | DEMOCRATIC AWARENESS THROUGH LEGAL LITERACY                    | 62323501 | 23.68 | 64.47 | 10.53 | 1.32 | 100.00 |
| 32 | V  | 44  | READING GANDHI   | 62325501 | 75.00 | 13.64 | 9.09  | 2.27 | 100.00 |
| 33 | V  | 83  | ADMINISTRATION AND PUBLIC POLICY CONCEPT AND THEORY            | 62327502 | 78.31 | 13.25 | 8.43  | 0.00 | 100.00 |
| 34 | V  | 74  | THEMES AND COMPARATIVE POLITICS                                | 62327503 | 50.00 | 28.38 | 17.57 | 4.05 | 100.00 |
| 35 | VI | 41  | MODERN POLITICAL PHILOSOPHY                                    | 12321601 | 70.73 | 29.27 | 0.00  | 0.00 | 100.00 |
| 36 | VI | 41  | INDIAN POLITICAL THOUGHT-II                                    | 12321602 | 85.37 | 14.63 | 0.00  | 0.00 | 100.00 |
| 37 | VI | 41  | PUBLIC POLICY IN INDIA   | 12327904 | 90.24 | 9.76  | 0.00  | 0.00 | 100.00 |
| 38 | VI | 41  | INDIA'S FOREIGN POLICY IN A GLOBALIZING WORLD                  | 12327906 | 87.80 | 7.32  | 2.44  | 2.44 | 100.00 |
| 39 | VI | 22  | CONFLICT AND PEACE BUILDING                                    | 62323601 | 81.82 | 18.18 | 0.00  | 0.00 | 100.00 |
| 40 | VI | 56  | HUMAN RIGHT AND GENDER ENVIRONMENT                             | 62325602 | 89.29 | 8.93  | 0.00  | 1.79 | 100.00 |
| 41 | VI | 57  | UNDERSTANDING GLOBALIZATION                                    | 62327601 | 78.95 | 14.04 | 5.26  | 1.75 | 100.00 |
| 42 | VI | 102 | DEMOCRACY AND GOVERNANCE                                       | 62327602 | 78.43 | 17.65 | 2.94  | 0.98 | 100.00 |

**Table: The students' results classified into marks-wise groups and number of absent students**



**Graph: Subject-wise Students' results**