

RESULT ANALYSIS: B.Com (Hons.)

Academic year 2018-19

The results analysis of the **B.Com (Hons.)** students is a blend of students' performance. Few semesters have witnessed better results than others. The results have also varied with distinct subjects. Some subjects have shown a bias scoring pattern of students' performance. Whereas several subjects have shown an evenly scattered marks' pattern. After gathering the data of students' marks on yearly basis, they have been detailed further. It has also been observed that a students' performance may pragmatically be analyzed by classifying them into three groups as 0-50%, 50-60% and 60-100%. Further, the number of students who have appeared for the examination have also been listed in the table.

The result has been discussed in the tabular layout in regards to the marks secured pattern of students' examination results. The percentage approach has been considered to analyze the result where the number of students has been categorically listed among three groups. The students' performance as percentage number of students has been highlighted among the same three groups.

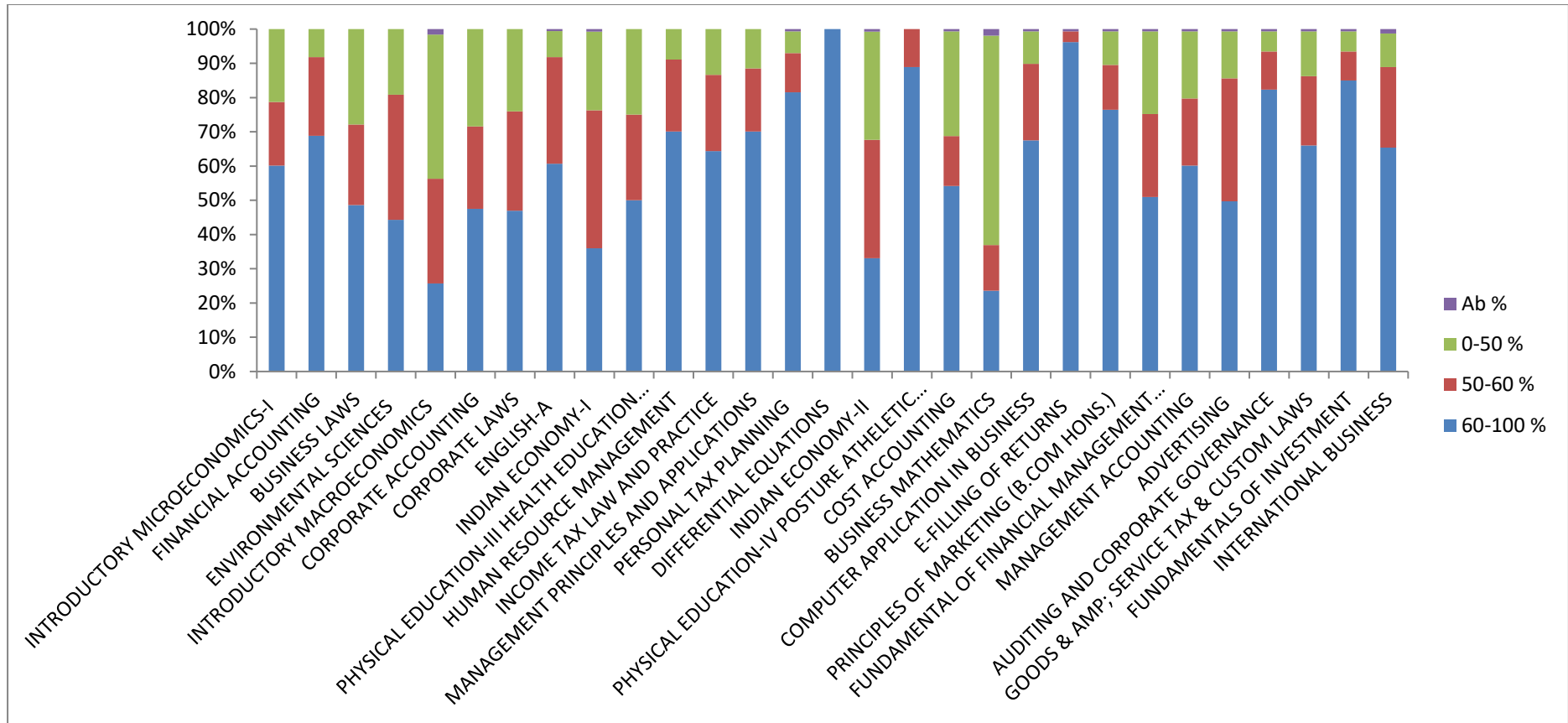
The result analysis key highlights are:

- 1) In the course B.Com (Hons.), 183, 157 and 153 students have enrolled for examination in first, second and third year respectively in the academic year 2018-19.
- 2) More than 80.00% students have secured first division in the papers: *Differential equations, E-filling of returns, Physical education-iv posture atheletic and first aid, Fundamentals of investment, Auditing and corporate governance and Personal tax planning.*
- 3) Less than 30.00% students have scored first division in *Introductory macroeconomics and Business mathematics.* The students' results need to be improved for the overall result of the course.
- 4) The students' performance has been found to be better in Semester V and VI than in the other semesters.

No. of Papers	Semester	No. of Students	Subject	Sub. Credit	60-100 %	50-60 %	0-50 %	Absent %	Total %
1	I	183	INTRODUCTORY MICROECONOMICS-I	12275101	60.11	18.58	21.31	0.00	100.00
2	I	183	FINANCIAL ACCOUNTING	22411101	68.85	22.95	8.20	0.00	100.00
3	I	183	BUSINESS LAWS	22411102	48.63	23.50	27.87	0.00	100.00
4	I	183	ENVIRONMENTAL SCIENCES	72182801	44.26	36.61	19.13	0.00	100.00
5	II	183	INTRODUCTORY MACROECONOMICS	12275201	25.68	30.60	42.08	1.64	100.00
6	II	183	CORPORATE ACCOUNTING	22411201	47.54	24.04	28.42	0.00	100.00
7	II	183	CORPORATE LAWS	22411202	46.99	28.96	24.04	0.00	100.00
8	II	183	ENGLISH-A	72032801	60.66	31.15	7.65	0.55	100.00
9	III	139	INDIAN ECONOMY-I	12275301	35.97	40.29	23.02	0.72	100.00
10	III	16	PHYSICAL EDUCATION-III HEALTH EDUCATION ANATOMY AND PHYSIOLOGY	12555321	50.00	25.00	25.00	0.00	100.00
11	III	157	HUMAN RESOURCE MANAGEMENT	22411301	70.06	21.02	8.92	0.00	100.00
12	III	157	INCOME TAX LAW AND PRACTICE	22411302	64.33	22.29	13.38	0.00	100.00
13	III	157	MANAGEMENT PRINCIPLES AND APPLICATIONS	22411303	70.06	18.47	11.46	0.00	100.00
14	III	157	PERSONAL TAX PLANNING	22413304	81.53	11.46	6.37	0.64	100.00
15	III	2	DIFFERENTIAL EQUATIONS	32355301	100.00	0.00	0.00	0.00	100.00
16	IV	139	INDIAN ECONOMY-II	12275401	33.09	34.53	31.65	0.72	100.00
17	IV	18	PHYSICAL EDUCATION-IV POSTURE ATHELETIC AND FIRST AID	12555422	88.89	11.11	0.00	0.00	100.00
18	IV	157	COST ACCOUNTING	22411401	54.14	14.65	30.57	0.64	100.00
19	IV	157	BUSINESS MATHEMATICS	22411402	23.57	13.38	61.15	1.91	100.00

20	IV	157	COMPUTER APPLICATION IN BUSINESS	22411403	67.52	22.29	9.55	0.64	100.00
21	IV	157	E-FILLING OF RETURNS	22413407	96.18	3.18	0.00	0.64	100.00
22	V	153	PRINCIPLES OF MARKETING (B.COM HONS.)	22411501	76.47	13.07	9.80	0.65	100.00
23	V	153	FUNDAMENTAL OF FINANCIAL MANAGEMENT (B.COM HONS.)	22411502	50.98	24.18	24.18	0.65	100.00
24	V	153	MANAGEMENT ACCOUNTING	22417501	60.13	19.60	19.61	0.65	100.00
25	V	153	ADVERTISING	22417510	49.67	35.95	13.73	0.65	100.00
26	VI	153	AUDITING AND CORPORATE GOVERNANCE	22411601	82.35	11.11	5.88	0.65	100.00
27	VI	153	GOODS & AMP; SERVICE TAX & CUSTOM LAWS	22411602	66.02	20.27	13.08	0.65	100.00
28	VI	153	FUNDAMENTALS OF INVESTMENT	22417601	84.96	8.49	5.88	0.65	100.00
29	VI	153	INTERNATIONAL BUSINESS	22417604	65.36	23.53	9.80	1.30	100.00

Table: The students' results classified into marks-wise groups and number of absent students



Graph: Subject-wise Students' results

RESULT ANALYSIS: B.Com (Prog)

Academic year 2018-19

The results analysis of the **B.Com (Prog.)** students is a blend of students' performance. Few semesters have witnessed better results than others. The results have also varied with distinct subjects. Some subjects have shown a bias scoring pattern of students' performance. Whereas several subjects have shown an evenly scattered marks' pattern. After gathering the data of students' marks on yearly basis, they have been detailed further. It has also been observed that a students' performance may pragmatically be analyzed by classifying them into three groups as 0-50%, 50-60% and 60-100%. Further, the number of students who have appeared for the examination have also been listed in the table.

The result has been discussed in the tabular layout in regards to the marks secured pattern of students' examination results. The percentage approach has been considered to analyze the result where the number of students has been categorically listed among three groups. The students' performance as percentage number of students has been highlighted among the same three groups.

The result analysis key highlights are:

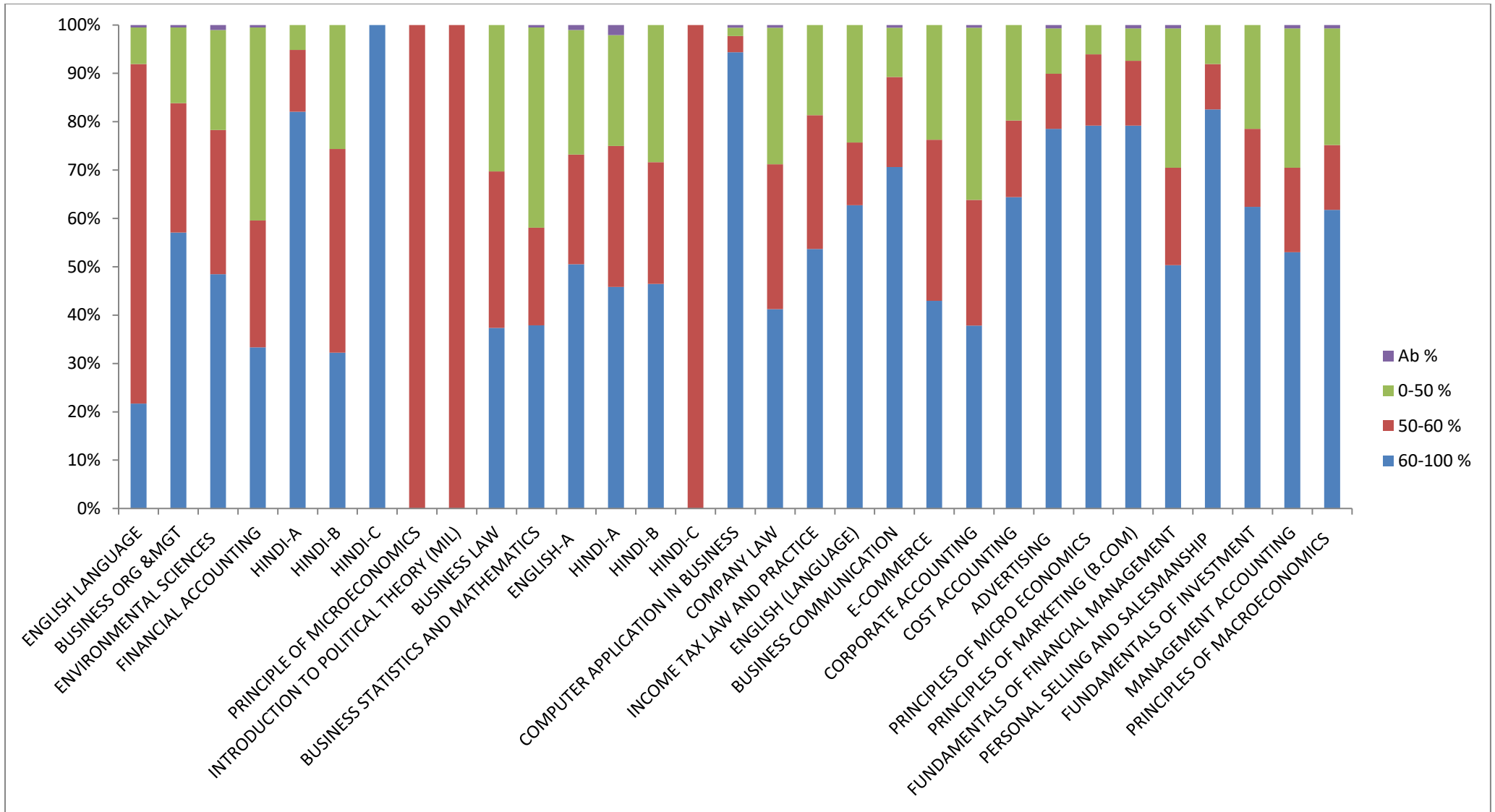
- 1) In the course of B.Com (Prog.), 198, 177 and 149 students have enrolled for examination in first, second and third year respectively in the academic year 2018-19.

- 2) More than 70.00% students have secured first division in eight papers:
Hindi-C(sem II), Computer application in business, Personal selling and salesmanship, Hindi-A, Principles of micro economics, Principles of marketing, Advertising and Business communication.
- 3) Less than 22.00% students have scored first division in *English Language, Principle of Microeconomics and Introduction to Political Theory*. The students' results need to be improved for the overall result of the course.
- 4) The students' performance has been found to be better in semester V and VI than rest of the semesters.

No. of Papers	Semester	No. of Students	Subject	Sub. Credit	60-100 %	50-60 %	0-50 %	Absent %	Total %
1	I	198	ENGLISH LANGUAGE	52031103	21.72	70.20	7.58	0.51	100.00
2	I	198	BUSINESS ORGANIZATION AND MANAGEMENT	52411102	57.07	26.77	15.66	0.51	100.00
3	I	198	ENVIRONMENTAL SCIENCES	72182801	48.48	29.80	20.71	1.01	100.00
4	I	198	FINANCIAL ACCOUNTING	52411101B	33.33	26.26	39.90	0.51	100.00
5	II	39	HINDI-A	52051221	82.05	12.82	5.13	0.00	100.00
6	II	152	HINDI-B	52051222	32.24	42.11	25.66	0.00	100.00
7	II	4	HINDI-C	52051223	100.00	0.00	0.00	0.00	100.00
8	II	2	PRINCIPLE OF MICROECONOMICS IN LIEU OF MIL	52271230	0.00	100.00	0.00	0.00	100.00
9	II	1	INTRODUCTION TO POLITICAL THEORY (MIL)	52321227	0.00	100.00	0.00	0.00	100.00
10	II	198	BUSINESS LAW	52411201	37.37	32.32	30.30	0.00	100.00
11	II	198	BUSINESS STATISTICS AND MATHEMATICS	52411202	37.88	20.20	41.41	0.51	100.00
12	II	198	ENGLISH-A	72032801	50.51	22.73	25.76	1.01	100.00
13	III	48	HINDI-A	52051307	45.83	29.17	22.92	2.08	100.00
14	III	127	HINDI-B	52051316	46.46	25.20	28.35	0.00	100.00
15	III	2	HINDI-C	52051317	0.00	100.00	0.00	0.00	100.00
16	III	177	COMPUTER APPLICATION IN BUSINESS	52413302	94.35	3.39	1.69	0.56	100.00
17	III	177	COMPANY LAW	52414303	41.24	29.94	28.25	0.56	100.00
18	III	177	INCOME TAX LAW AND PRACTICE	52414304	53.67	27.68	18.64	0.00	100.00
19	IV	177	ENGLISH (LANGUAGE)	52031418	62.71	12.99	24.29	0.00	100.00
20	IV	177	BUSINESS COMMUNICATION	52411406	70.62	18.64	10.17	0.56	100.00
21	IV	177	E-COMMERCE	52413401	42.94	33.33	23.73	0.00	100.00
22	IV	177	CORPORATE ACCOUNTING	52414403	37.85	25.99	35.59	0.56	100.00
23	IV	177	COST ACCOUNTING	52414404	64.41	15.82	19.77	0.00	100.00
24	V	149	ADVERTISING	52413502	78.52	11.41	9.39	0.67	100.00
25	V	149	PRINCIPLES OF MICRO ECONOMICS	52415501					
					79.19	14.77	6.04	0.00	100.00
26	V	149	PRINCIPLES OF MARKETING (B.COM)	52417502	79.19	13.42	6.71	0.67	100.00
27	V	149	FUNDAMENTALS OF FINANCIAL MANAGEMENT	52417505					
					50.34	20.14	28.86	0.67	100.00

28	VI	149	PERSONAL SELLING AND SALESMANSHIP	52413604					
					82.55	9.39	8.05	0.00	100.00
29	VI	149	FUNDAMENTALS OF INVESTMENT	52417608	62.42	16.11	21.48	0.00	100.00
30	VI	149	MANAGEMENT ACCOUNTING	52417612	53.02	17.45	28.86	0.67	100.00
31	VI	149	PRINCIPLES OF MACROECONOMICS	62275604					
					61.75	13.42	24.16	0.67	100.00

Table: The students' results classified into marks-wise groups and number of absent students



Graph: Subject-wise Students' results

RESULT ANALYSIS: Department of Chemistry

Academic year 2018-19

The results analysis of the Department of Chemistry students is a blend of students' performance. Few semesters have witnessed better results than others. The results have also varied with distinct subjects. Some subjects have shown a bias scoring pattern of students' performance. Whereas several subjects have shown an evenly scattered marks' pattern. After gathering the data of students' marks on yearly basis, they have been detailed further. It has also been observed that a students' performance may pragmatically be analyzed by classifying them into three groups as 0-50%, 50-60% and 60-100%. Further, the number of students who have appeared for the examination have also been listed in the table.

The result has been discussed in the tabular layout in regards to the marks secured pattern of students' examination results. The percentage approach has been considered to analyze the result where the number of students has been categorically listed among three groups. The students' performance as percentage number of students has been highlighted among the same three groups.

The result analysis key highlights are:

- 1) For the subjects of Chemistry, respective students have enrolled for examination in first, second and third year respectively in the academic year 2018-19.

2) More than 60.00% students have secured first division in the two papers:

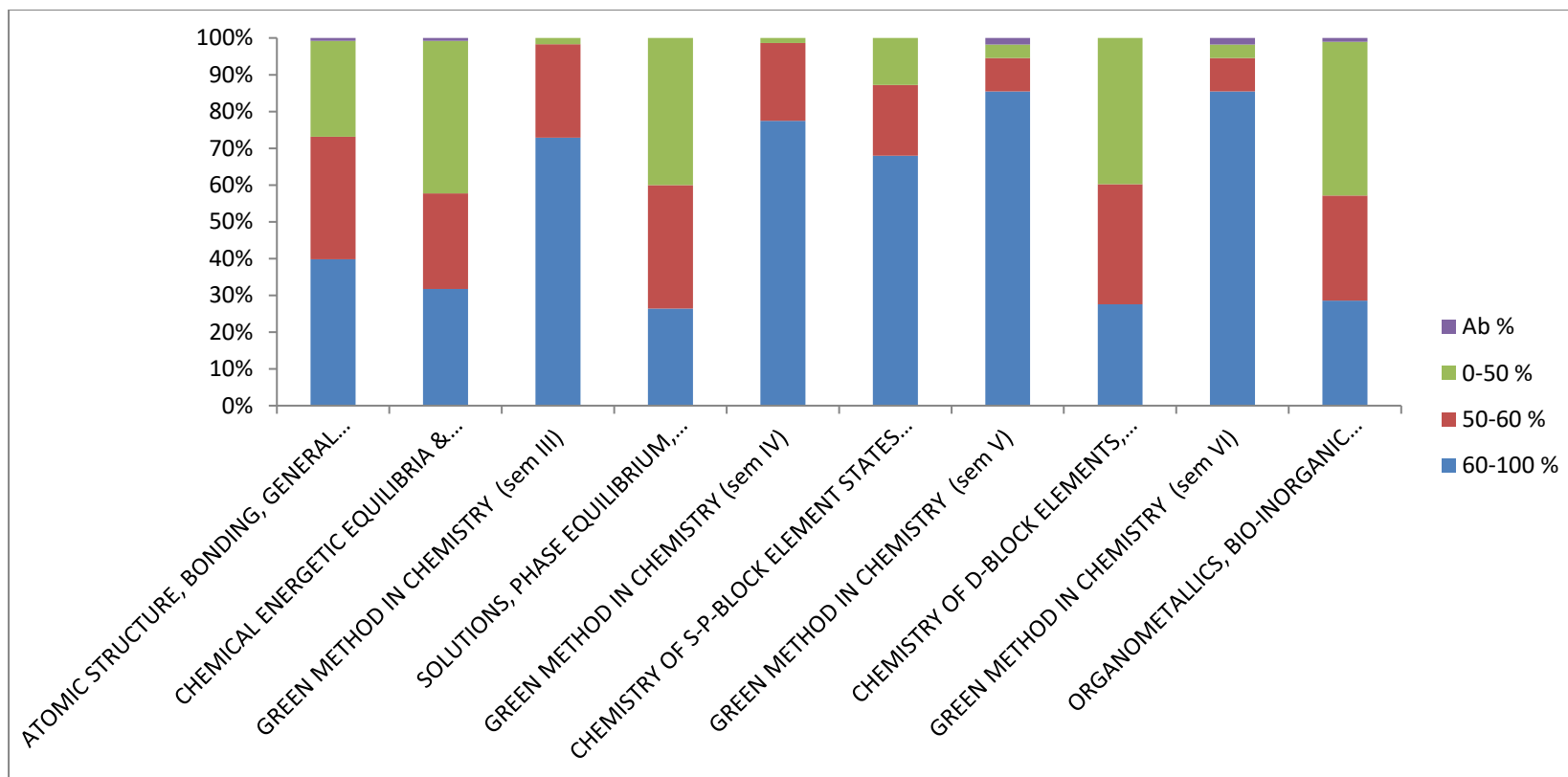
Green Method in Chemistry And Chemistry of S-P-block element states of matter & chemical kinetics.

3) Less than 30.00% students have scored first division in three papers

Organometallics, Bio-Inorganic Chemistry, Polynuclear Hydrocarbons and UV, IR, Chemistry of D-Block Elements, Quantum Chemistry & Spectroscopy And Solutions, Phase Equilibrium, Conductance, Electrochemistry & Functional Group Organic Chemistry-II. The students' results need to be improved for the overall result of the course.

No. of Papers	Semester	No. of Students	Subject	Sub. Credit	60-100 %	50-60 %	0-50 %	Absent %	Total %
1	I	123	ATOMIC STRUCTURE, BONDING, GENERAL ORGANIC CHEMISTRY & ALIPHATIC HYDROCARBONS	42171103	39.84	33.33	26.02	0.81	100.00
2	II	123	CHEMICAL ENERGETIC EQUILIBRIA & FUNCTIONAL GROUP ORGANIC CHEMISTRY-I	42171205	31.71	26.02	41.46	0.81	100.00
3	III	59	GREEN METHOD IN CHEMISTRY	32173908	72.88	25.42	1.69	0.00	100.00
4	III	125	SOLUTIONS, PHASE EQUILIBRIUM, CONDUCTANCE, ELECTROCHEMISTRY & FUNCTIONAL GROUP ORGANIC CHEMISTRY-II	42174304	26.40	33.60	40.00	0.00	100.00
5	IV	71	GREEN METHOD IN CHEMISTRY	32173908	77.46	21.13	1.41	0.00	100.00
6	IV	125	CHEMISTRY OF S-P-BLOCK ELEMENT STATES OF MATTER & CHEMICAL KINETICS	42174404	68.00	19.20	12.80	0.00	100.00
7	V	55	GREEN METHOD IN CHEMISTRY	32173908	85.45	9.09	3.64	1.82	100.00
8	V	98	CHEMISTRY OF D-BLOCK ELEMENTS, QUANTUM CHEMISTRY & SPECTROSCOPY	42177925	27.55	32.65	39.80	0.00	100.00
9	VI	55	GREEN METHOD IN CHEMISTRY	32173908	85.45	9.09	3.64	1.82	100.00
10	VI	98	ORGANOMETALLICS, BIO-INORGANIC CHEMISTRY, POLYNUCLEAR HYDROCARBONS AND UV, IR	42177926	28.57	28.57	41.84	1.02	100.00

Table: The students' results classified into marks-wise groups and number of absent students



Graph: Subject-wise Students' results

RESULT ANALYSIS: Department of Computer Science

Academic year 2018-19

The results analysis of the Computer Science students is a blend of students' performance. Few semesters have witnessed better results than others. The results have also varied with distinct subjects. Some subjects have shown a bias scoring pattern of students' performance. Whereas several subjects have shown an evenly scattered marks' pattern. After gathering the data of students' marks on yearly basis, they have been detailed further. It has also been observed that a students' performance may pragmatically be analyzed by classifying them into three groups as 0-50%, 50-60% and 60-100%. Further, the number of students who have appeared for the examination have also been listed in the table.

The result has been discussed in the tabular layout in regards to the marks secured pattern of students' examination results. The percentage approach has been considered to analyze the result where the number of students has been categorically listed among three groups. The students' performance as percentage number of students has been highlighted among the same three groups.

The result analysis key highlights are:

- 1) For the subjects of Computer Science, respective students have enrolled for examination in first, second and third year respectively in the academic year 2018-19.

2) More than 70.00% students have secured first division in the papers:

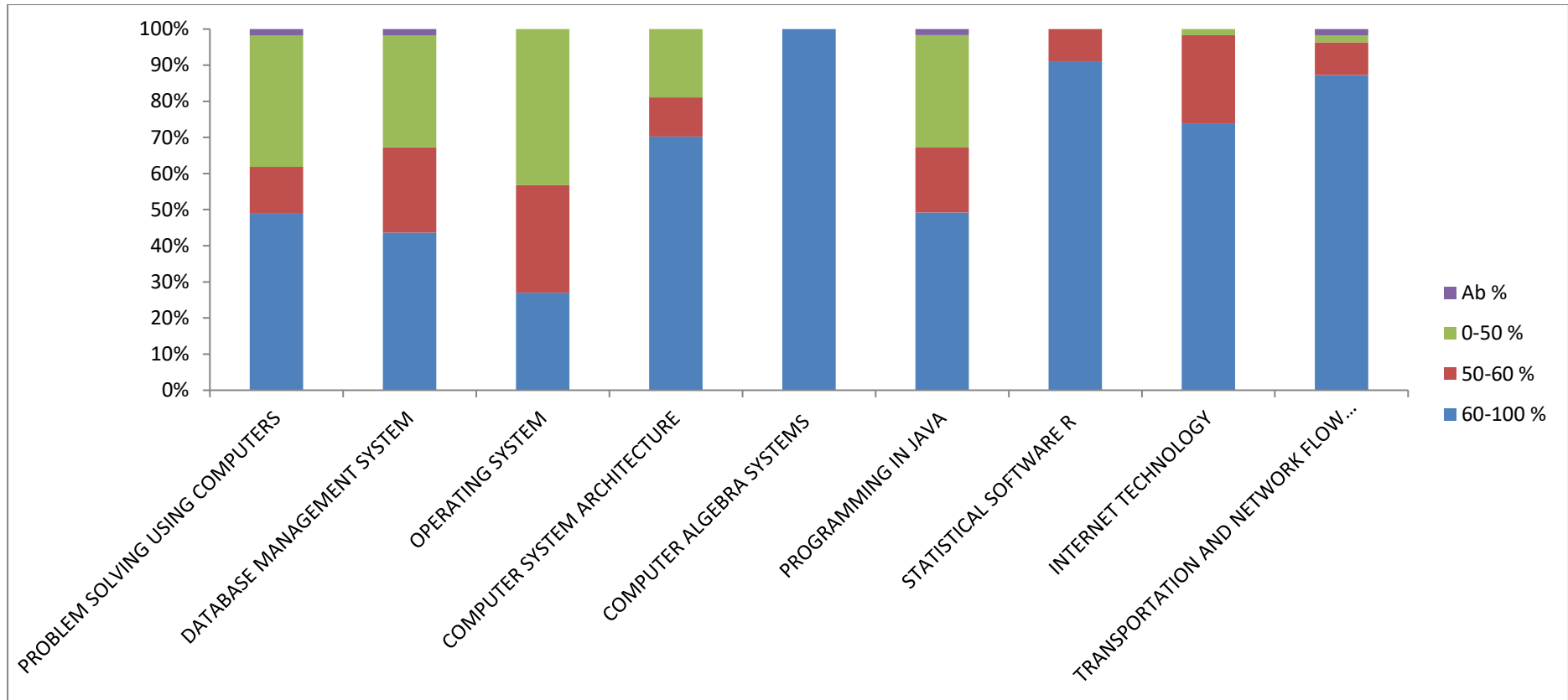
Computer Algebra Systems, Statistical Software R and Transportation and Network Flow Problem.

3) Around 27.03% students have scored first division in *Operating System*.

The students' results need to be improved for the overall result of the course.

No. of Papers	Semester	No. of Students	Subject	Sub. Credit	60-100 %	50-60 %	0-50 %	Absent %	Total %
1	I	55	PROBLEM SOLVING USING COMPUTERS	42341102	49.09	12.73	36.36	1.82	100.00
2	II	55	DATABASE MANAGEMENT SYSTEM	42341202	43.64	23.64	30.91	1.82	100.00
3	III	74	OPERATING SYSTEM	42344304	27.03	29.73	43.24	0.00	100.00
4	IV	74	COMPUTER SYSTEM ARCHITECTURE	42344403	70.27	10.81	18.92	0.00	100.00
5	IV	71	COMPUTER ALGEBRA SYSTEMS	42353404	100.00	0.00	0.00	0.00	100.00
6	V	61	PROGRAMMING IN JAVA	42347901	49.18	18.03	31.15	1.64	100.00
7	V	55	STATISTICAL SOFTWARE R	42353503	90.91	9.09	0.00	0.00	100.00
8	VI	61	INTERNET TECHNOLOGY	42347903	73.77	24.59	1.64	0.00	100.00
9	VI	55	TRANSPORTATION AND NETWORK FLOW PROBLEM	42353604	87.27	9.09	1.82	1.82	100.00

Table: The students' results classified into marks-wise groups and number of absent students



Graph: Subject-wise Students' results

RESULT ANALYSIS: Department of Economics

Academic year 2018-19

The results analysis of the Department of Economics students is a blend of students' performance. Few semesters have witnessed better results than others. The results have also varied with distinct subjects. Some subjects have shown a bias scoring pattern of students' performance. Whereas several subjects have shown an evenly scattered marks' pattern. After gathering the data of students' marks on yearly basis, they have been detailed further. It has also been observed that a students' performance may pragmatically be analyzed by classifying them into three groups as 0-50%, 50-60% and 60-100%. Further, the number of students who have appeared for the examination have also been listed in the table.

The result has been discussed in the tabular layout in regards to the marks secured pattern of students' examination results. The percentage approach has been considered to analyze the result where the number of students has been categorically listed among three groups. The students' performance as percentage number of students has been highlighted among the same three groups.

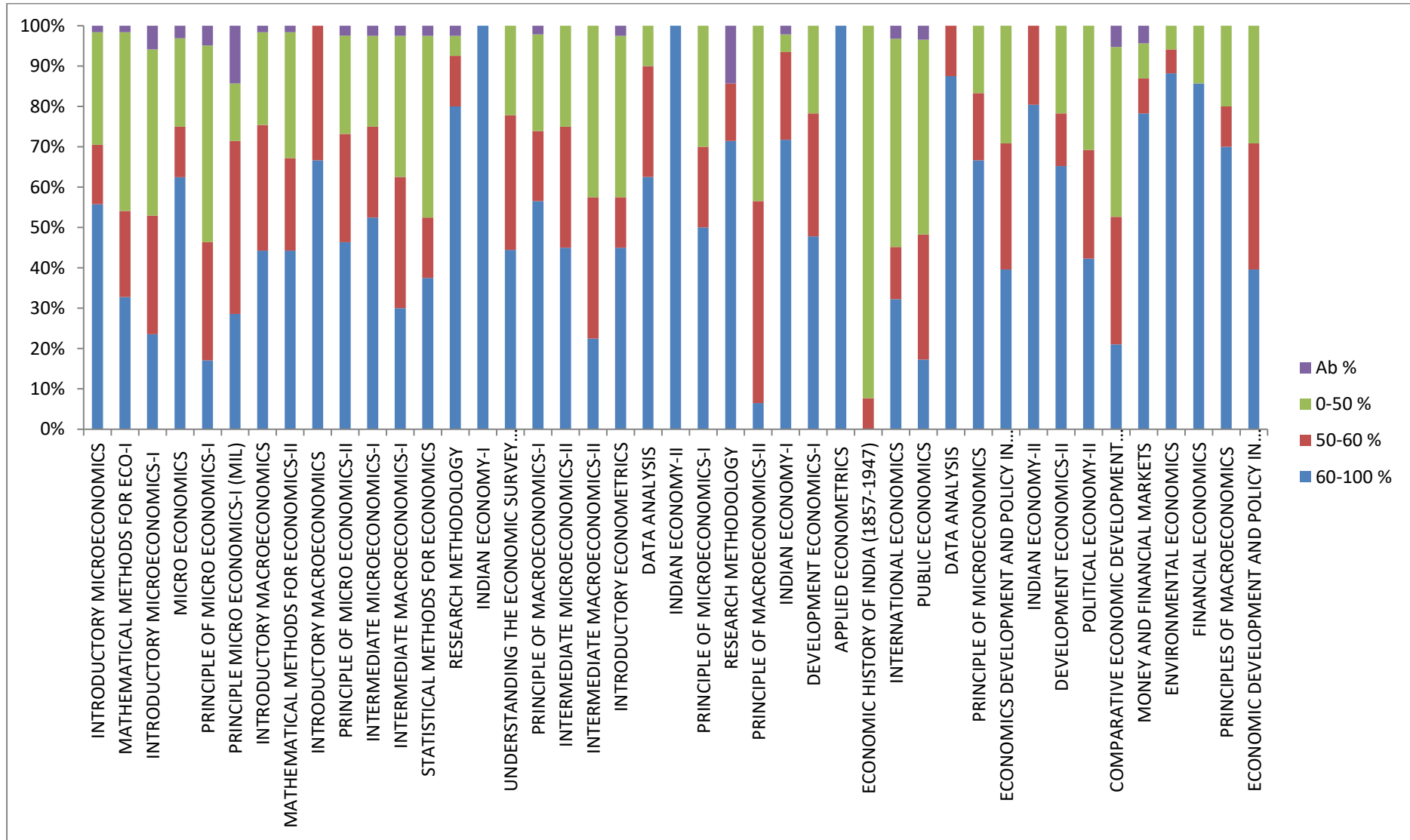
The result analysis key highlights are:

- 1) In the course of BA(Hons) Economics, 61, 40 and 46 students have enrolled for examination in first, second and third year respectively in the academic year 2018-19.
- 2) More than 80.00% students have secured first division in the papers: *Indian Economy-I, Indian Economy-II, Applied Econometrics, Environmental Economics, Data Analysis, Financial Economics, Indian Economy-II and Research Methodology.*
- 3) Less than 20.00% students have scored first division in *Public Economics, Principle of Micro Economics-I, Principle of Macroeconomics-II and Economic History of India (1857-1947)*. The students' results need to be improved for the overall result of the course.
- 4) The students' performance has been found to be better in Semester VI than rest of the semesters.

No. of Papers	Semester	No. of Students	Subject	Sub. Credit	60-100 %	50-60 %	0-50 %	Absent %	Total %
1	I	61	INTRODUCTORY MICROECONOMICS	12271101	55.74	14.75	27.87	1.64	100.00
2	I	61	MATHEMATICAL METHODS FOR ECONOMICS-I	12271102	32.79	21.31	44.26	1.64	100.00
3	I	17	INTRODUCTORY MICROECONOMICS-I	12275101	23.53	29.41	41.18	5.88	100.00
4	I	32	MICRO ECONOMICS	22415101	62.50	12.50	21.88	3.13	100.00
5	I	41	PRINCIPLE OF MICRO ECONOMICS-I	62271101	17.07	29.27	48.78	4.88	100.00
6	I	7	PRINCIPLE MICRO ECONOMICS-I (MIL)	62271111	28.57	42.86	14.29	14.29	100.00
7	II	61	INTRODUCTORY MACROECONOMICS	12271201	44.26	31.15	22.95	1.64	100.00
8	II	61	MATHEMATICAL METHODS FOR ECONOMICS-II	12271202	44.26	22.95	31.15	1.64	100.00
9	II	12	INTRODUCTORY MACROECONOMICS	12275201	66.67	33.33	0.00	0.00	100.00
10	II	41	PRINCIPLE OF MICRO ECONOMICS-II	62271201	46.34	26.83	24.39	2.44	100.00
11	III	40	INTERMEDIATE MICROECONOMICS-I	12271301	52.50	22.50	22.50	2.50	100.00
12	III	40	INTERMEDIATE MACROECONOMICS-I	12271302	30.00	32.50	35.00	2.50	100.00
13	III	40	STATISTICAL METHODS FOR ECONOMICS	12271303	37.50	15.00	45.00	2.50	100.00
14	III	40	RESEARCH METHODOLOGY	12273302	80.00	12.50	5.00	2.50	100.00
15	III	1	INDIAN ECONOMY-I	12275301	100.00	0.00	0.00	0.00	100.00
16	III	9	UNDERSTANDING THE ECONOMIC SURVEY AND UNION BUDGET	62273326	44.44	33.33	22.22	0.00	100.00
17	III	46	PRINCIPLE OF MACROECONOMICS-I	62274301	56.52	17.39	23.91	2.17	100.00
18	IV	40	INTERMEDIATE MICROECONOMICS-II	12271401	45.00	30.00	25.00	0.00	100.00
19	IV	40	INTERMEDIATE MACROECONOMICS-II	12271402	22.50	35.00	42.50	0.00	100.00
20	IV	40	INTRODUCTORY ECONOMETRICS	12271403	45.00	12.50	40.00	2.50	100.00
21	IV	40	DATA ANALYSIS	12273402	62.50	27.50	10.00	0.00	100.00
22	IV	1	INDIAN ECONOMY-II	12275401	100.00	0.00	0.00	0.00	100.00
23	IV	10	PRINCIPLE OF MICROECONOMICS-I	62271448	50.00	20.00	30.00	0.00	100.00
24	IV	7	RESEARCH METHODOLOGY	62273426	71.43	14.29	0.00	14.29	100.00
25	IV	46	PRINCIPLE OF MACROECONOMICS-II	62274403	6.52	50.00	43.48	0.00	100.00
26	V	46	INDIAN ECONOMY-I	12271501	71.74	21.74	4.35	2.17	100.00
27	V	46	DEVELOPMENT ECONOMICS-I	12271502	47.83	30.43	21.74	0.00	100.00

28	V	5	APPLIED ECONOMETRICS	12277502	100.00	0.00	0.00	0.00	100.00
29	V	13	ECONOMIC HISTORY OF INDIA (1857-1947)	12277503	0.00	7.69	92.31	0.00	100.00
30	V	31	INTERNATIONAL ECONOMICS	12277506	32.26	12.90	51.61	3.23	100.00
31	V	29	PUBLIC ECONOMICS	12277507	17.24	31.03	48.28	3.45	100.00
32	V	8	DATA ANALYSIS	62273506	87.50	12.50	0.00	0.00	100.00
33	V	24	PRINCIPLE OF MICROECONOMICS	62275504	66.67	16.67	16.67	0.00	100.00
34	V	48	ECONOMICS DEVELOPMENT AND POLICY IN INDIA-I	62277503	39.58	31.25	29.17	0.00	100.00
35	VI	46	INDIAN ECONOMY-II	12271601	80.43	19.57	0.00	0.00	100.00
36	VI	46	DEVELOPMENT ECONOMICS-II	12271602	65.22	13.04	21.74	0.00	100.00
37	VI	26	POLITICAL ECONOMY-II	12277601	42.31	26.92	30.77	0.00	100.00
38	VI	19	COMPARATIVE ECONOMIC DEVELOPMENT (1850-1950)	12277602	21.05	31.58	42.11	5.26	100.00
39	VI	23	MONEY AND FINANCIAL MARKETS	12277606	78.26	8.70	8.70	4.35	100.00
40	VI	17	ENVIRONMENTAL ECONOMICS	12277608	88.24	5.88	5.88	0.00	100.00
41	VI	7	FINANCIAL ECONOMICS	12277612	85.71	0.00	14.29	0.00	100.00
42	VI	10	PRINCIPLES OF MACROECONOMICS	62275604	70.00	10.00	20.00	0.00	100.00
43	VI	48	ECONOMIC DEVELOPMENT AND POLICY IN INDIA-II	62277603	39.58	31.25	29.17	0.00	100.00

Table: The students' results classified into marks-wise groups and number of absent students



Graph: Subject-wise Students' results

RESULT ANALYSIS: Department of English

Academic year 2018-19

The results analysis of the Department of English students is a blend of students' performance. Few semesters have witnessed better results than others. The results have also varied with distinct subjects. Some subjects have shown a bias scoring pattern of students' performance. Whereas several subjects have shown an evenly scattered marks' pattern. After gathering the data of students' marks on yearly basis, they have been detailed further. It has also been observed that a students' performance may pragmatically be analyzed by classifying them into three groups as 0-50%, 50-60% and 60-100%. Further, the number of students who have appeared for the examination have also been listed in the table.

The result has been discussed in the tabular layout in regards to the marks secured pattern of students' examination results. The percentage approach has been considered to analyze the result where the number of students has been categorically listed among three groups. The students' performance as percentage number of students has been highlighted among the same three groups.

The result analysis key highlights are:

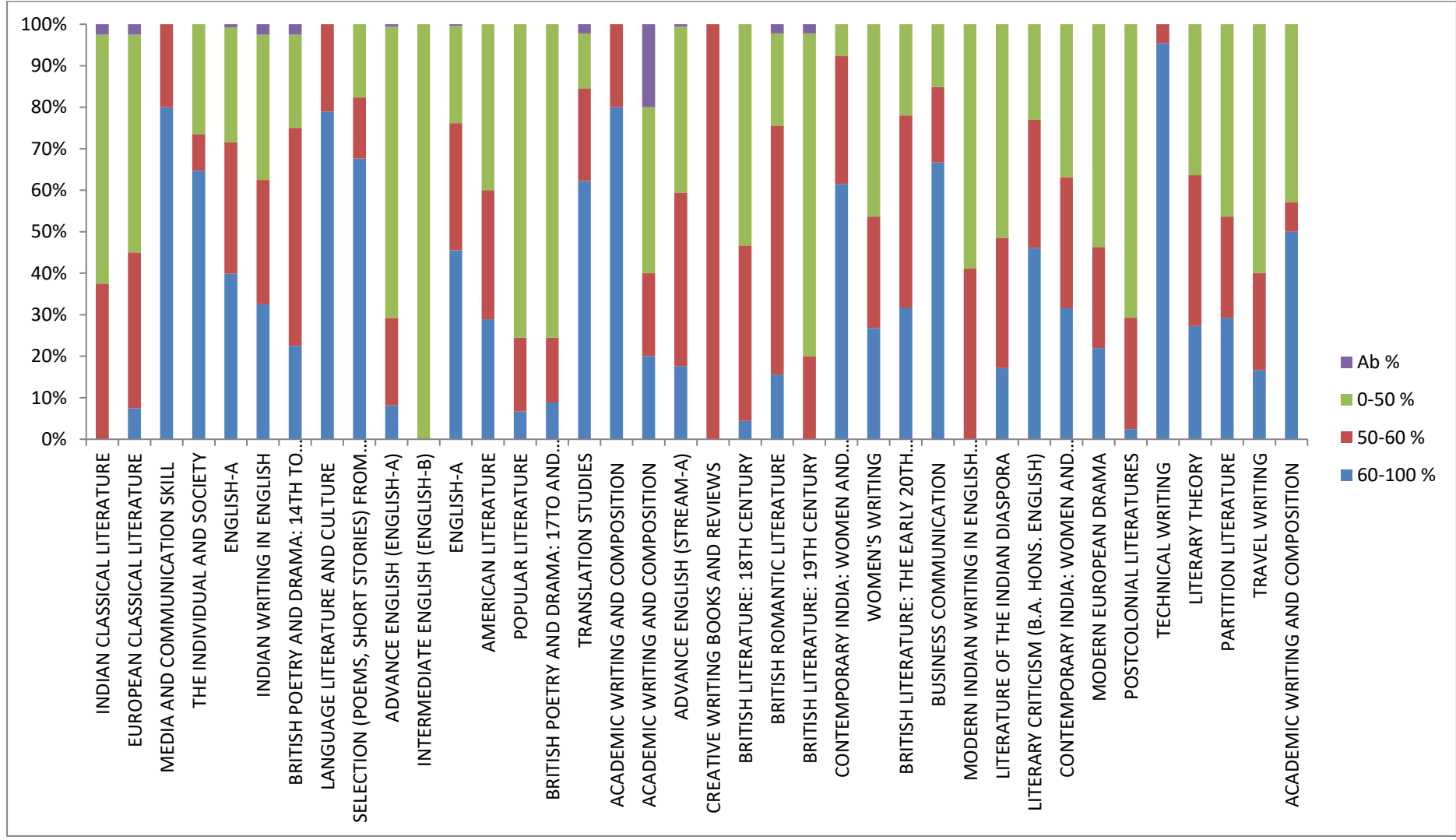
- 1) In the course of BA(Hons) English, 40, 45 and 41 students have enrolled for examination in first, second and third year respectively in the academic year 2018-19.

- 2) More than 60.00% students have secured first division in the nine papers:
Technical Writing, Media and Communication Skill, Academic Writing and Composition, Language Literature and Culture, Selection (Poems, Short Stories) from Modern Indian Literature, Business Communication, The Individual and Society, Translation Studies and Contemporary India: Women And Empowerment.
- 3) Less than 5.00% students have scored first division in seven papers *British Literature: 18th Century, Postcolonial Literatures, Indian Classical Literature, Intermediate English (English-B), Creative Writing Books and Reviews , British Literature: 19th Century and Modern Indian Writing In English Translation.* The students' results need to be improved for the overall result of the course.
- 4) The students' performance has been found to be better in Semester I and II than rest of the semesters.

No. of Papers	Semester	No. of Students	Subject	Sub. Credit	60-100 %	50-60 %	0-50 %	Absent %	Total %
1	I	40	INDIAN CLASSICAL LITERATURE	12031101	0.00	37.50	60.00	2.50	100.00
2	I	40	EUROPEAN CLASSICAL LITERATURE	12031102	7.50	37.50	52.50	2.50	100.00
3	I	5	MEDIA AND COMMUNICATION SKILL	12035902	80.00	20.00	0.00	0.00	100.00
4	I	34	THE INDIVIDUAL AND SOCIETY	62031101	64.71	8.82	26.47	0.00	100.00
5	I	253	ENGLISH-A	72032801	39.92	31.62	27.67	0.79	100.00
6	II	40	INDIAN WRITING IN ENGLISH	12031201	32.50	30.00	35.00	2.50	100.00
7	II	40	BRITISH POETRY AND DRAMA: 14TH TO 17TH CENTURIES	12031202	22.50	52.50	22.50	2.50	100.00
8	II	19	LANGUAGE LITERATURE AND CULTURE	12035907	78.95	21.05	0.00	0.00	100.00
9	II	34	SELECTION (POEMS, SHORT STORIES) FROM MODERN INDIAN LITERATURE	62031201	67.65	14.71	17.65	0.00	100.00
10	II	171	ADVANCE ENGLISH (ENGLISH-A)	62031202	8.19	21.05	70.18	0.58	100.00
11	II	2	INTERMEDIATE ENGLISH (ENGLISH-B)	62031203	0.00	0.00	100.00	0.00	100.00
12	II	235	ENGLISH-A	72032801	45.53	30.64	23.40	0.43	100.00
13	III	45	AMERICAN LITERATURE	12031301	28.89	31.11	40.00	0.00	100.00
14	III	45	POPULAR LITERATURE	12031302	6.67	17.78	75.56	0.00	100.00
15	III	45	BRITISH POETRY AND DRAMA: 17TO AND 18TH CENTURIES	12031303	8.89	15.56	75.56	0.00	100.00
16	III	45	TRANSLATION STUDIES	12033904	62.22	22.22	13.33	2.22	100.00
17	III	5	ACADEMIC WRITING AND COMPOSITION	12035901	80.00	20.00	0.00	0.00	100.00
18	III	5	ACADEMIC WRITING AND COMPOSITION	12325901	20.00	20.00	40.00	20.00	100.00
19	III	170	ADVANCE ENGLISH (STREAM-A)	62031312	17.65	41.76	40.00	0.59	100.00
20	III	15	CREATIVE WRITING BOOKS AND REVIEWS	62036303	0.00	100.00	0.00	0.00	100.00
21	IV	45	BRITISH LITERATURE: 18TH CENTURY	12031401	4.44	42.22	53.33	0.00	100.00
22	IV	45	BRITISH ROMANTIC LITERATURE	12031402	15.56	60.00	22.22	2.22	100.00
23	IV	45	BRITISH LITERATURE: 19TH CENTURY	12031403	0.00	20.00	77.78	2.22	100.00
24	IV	13	CONTEMPORARY INDIA: WOMEN AND EMPOWERMENT	12035905	61.54	30.77	7.69	0.00	100.00
25	V	41	WOMEN'S WRITING	12031501	26.83	26.83	46.34	0.00	100.00
26	V	41	BRITISH LITERATURE: THE EARLY 20TH CENTURY	12031502	31.71	46.34	21.95	0.00	100.00
27	V	33	BUSINESS COMMUNICATION	12033906	66.67	18.18	15.15	0.00	100.00
28	V	34	MODERN INDIAN WRITING IN ENGLISH TRANSLATION	12037501	0.00	41.18	58.82	0.00	100.00

29	V	35	LITERATURE OF THE INDIAN DIASPORA	12037502	17.14	31.43	51.43	0.00	100.00
30	V	13	LITERARY CRITICISM (B.A. HONS. ENGLISH)	12037506	46.15	30.77	23.08	0.00	100.00
31	V	19	CONTEMPORARY INDIA: WOMEN AND EMPOWERMENT	62035922	31.58	31.58	36.84	0.00	100.00
32	VI	41	MODERN EUROPEAN DRAMA	12031601	21.95	24.39	53.66	0.00	100.00
33	VI	41	POSTCOLONIAL LITERATURES	12031602	2.44	26.83	70.73	0.00	100.00
34	VI	22	TECHNICAL WRITING	12033907	95.45	4.55	0.00	0.00	100.00
35	VI	11	LITERARY THEORY	12037605	27.27	36.36	36.36	0.00	100.00
36	VI	41	PARTITION LITERATURE	12037610	29.27	24.39	46.34	0.00	100.00
37	VI	30	TRAVEL WRITING	12037612	16.67	23.33	60.00	0.00	100.00
38	VI	14	ACADEMIC WRITING AND COMPOSITION	62035918	50.00	7.14	42.86	0.00	100.00

Table: The students' results classified into marks-wise groups and number of absent students



Graph: Subject-wise Students' results

RESULT ANALYSIS: ENVIRONMENTAL SCIENCE

Academic year 2018-19

The results analysis of the Environmental Science students is a blend of students' performance. Few semesters have witnessed better results than others. The results have also varied with distinct subjects. Some subjects have shown a bias scoring pattern of students' performance. Whereas several subjects have shown an evenly scattered marks' pattern. After gathering the data of students' marks on yearly basis, they have been detailed further. It has also been observed that a students' performance may pragmatically be analyzed by classifying them into three groups as 0-50%, 50-60% and 60-100%. Further, the number of students who have appeared for the examination have also been listed in the table.

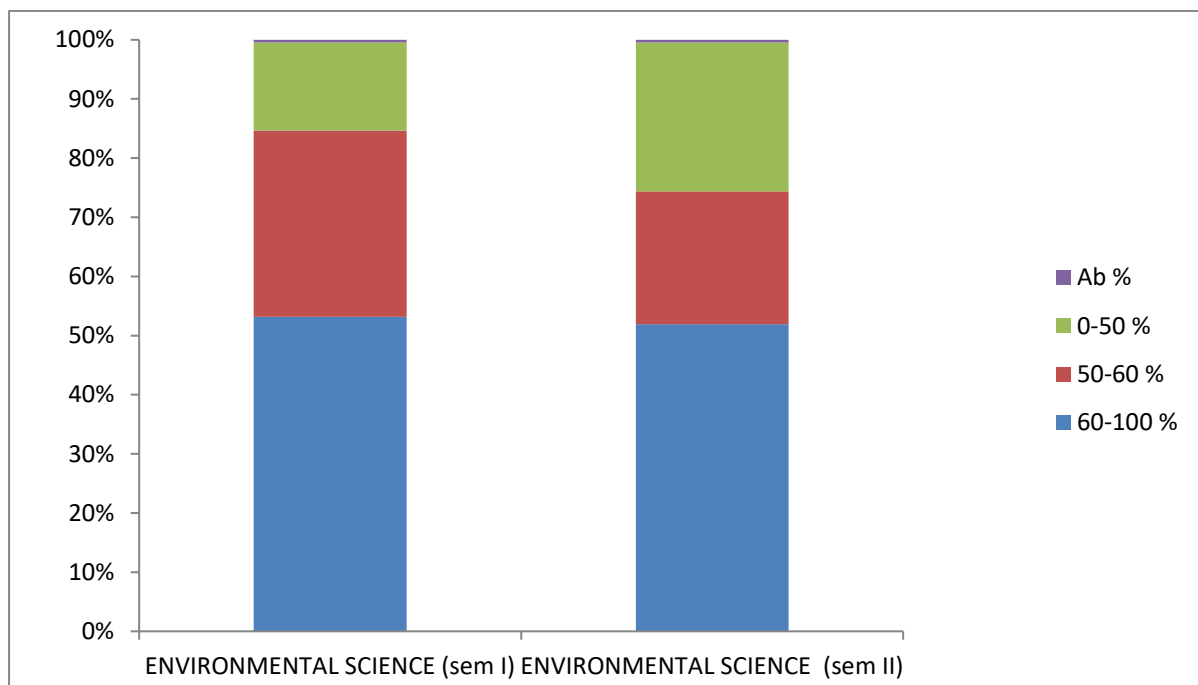
The result has been discussed in the tabular layout in regards to the marks secured pattern of students' examination results. The percentage approach has been considered to analyze the result where the number of students has been categorically listed among three groups. The students' performance as percentage number of students has been highlighted among the same three groups.

The result analysis key highlights are:

- 1) For Environmental Science, 235 and 422 students have enrolled for examination in first and second semesters respectively in the academic year 2017-18.
- 2) The students' performance has found be slightly better in first semester than second semester.

No. of Papers	Semester	No. of Students	Subject	Sub. Credit	60-100 %	50-60 %	0-50 %	Absent %	Total %
1	I	235	ENVIRONMENTAL SCIENCE	72182801	53.19	31.49	14.89	0.43	100.00
2	II	422	ENVIRONMENTAL SCIENCE	72182801	51.90	22.51	25.12	0.47	100.00

Table: The students' results classified into marks-wise groups and number of absent students



Graph: Subject-wise Students' results

RESULT ANALYSIS: Department of Hindi

Academic year 2018-19

The results analysis of the Department of Hindi students is a blend of students' performance. Few semesters have witnessed better results than others. The results have also varied with distinct subjects. Some subjects have shown a bias scoring pattern of students' performance. Whereas several subjects have shown an evenly scattered marks' pattern. After gathering the data of students' marks on yearly basis, they have been detailed further. It has also been observed that a students' performance may pragmatically be analyzed by classifying them into three groups as 0-50%, 50-60% and 60-100%. Further, the number of students who have appeared for the examination have also been listed in the table.

The result has been discussed in the tabular layout in regards to the marks secured pattern of students' examination results. The percentage approach has been considered to analyze the result where the number of students has been categorically listed among three groups. The students' performance as percentage number of students has been highlighted among the same three groups.

The result analysis key highlights are:

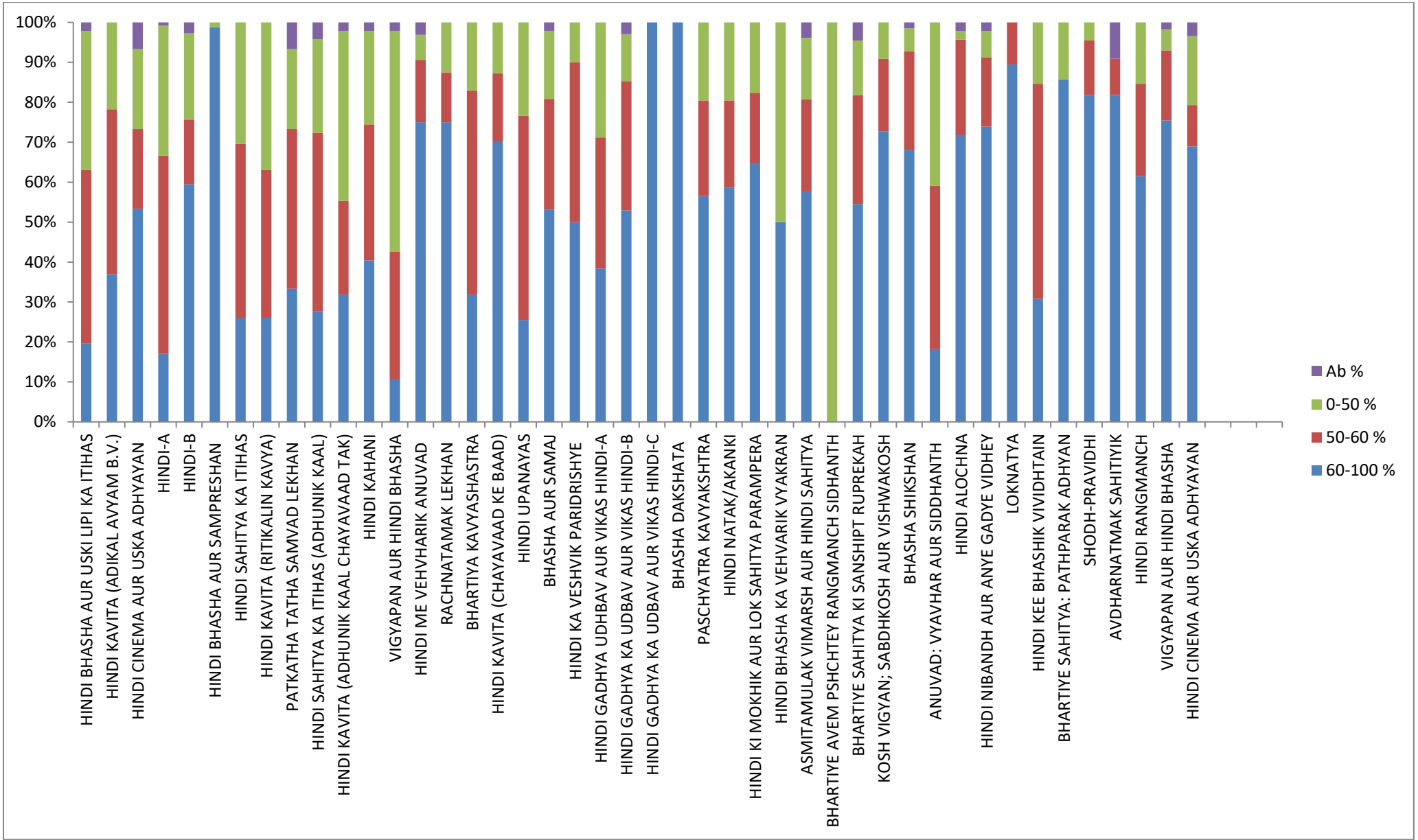
- 1) In the course of BA(Hons) Hindi, 46, 47 and 46 students have enrolled for examination in first, second and third year respectively in the academic year 2018-19.

- 2) More than 80.00% students have secured first division in these seven papers:*Hindi Gadhya Ka Udbav Aur Vikas Hindi-C, Bhasha Dakshata, Hindi Bhasha Aur Sampreshan, Loknatya, Bhartiye Sahitya: Pathparak Adhyan, Shodh-Pravidhi And Avdharnatmak Sahitiyik .*
- 3) Less than 20.00% students have scored first division in five papers :*Hindi bhasha aur uski lipi ka itihās, Anuvad: vyavhar aur Siddhanth, Hindi-A, Vigyapan aur hindi bhasha and Bhartiye avem pshchtey rangmanch sidhanth.* The students' results need to be improved for the overall result of the course.
- 4) The students' performance has been found to be better in semester IV and VI than rest of the semesters.

No. of Papers	Semester	No. of Students	Subject	Sub. Credit	60-100 %	50-60 %	0-50 %	Absent %	Total %
1	I	46	HINDI BHASHA AUR USKI LIPI KA ITIHAS	12051101	19.57	43.48	34.78	2.17	100.00
2	I	46	HINDI KAVITA (ADIKAL AVYAM BHAKTIKALIN KAVYE)	12051102	36.96	41.30	21.74	0.00	100.00
3	I	15	HINDI CINEMA AUR USKA ADHYAYAN	12055103	53.33	20.00	20.00	6.67	100.00
4	I	129	HINDI-A	62051102	17.05	49.61	32.56	0.78	100.00
5	I	37	HINDI-B	62051103	59.46	16.22	21.62	2.70	100.00
6	I	169	HINDI BHASHA AUR SAMPRESHAN	72052802	98.82	0.00	1.18	0.00	100.00
7	II	46	HINDI SAHITYA KA ITIHAS	12051201	26.09	43.48	30.43	0.00	100.00
8	II	46	HINDI KAVITA (RITIKALIN KAVYA)	12051202	26.09	36.96	36.96	0.00	100.00
9	II	15	PATKATHA TATHA SAMVAD LEKHAN	12055206	33.33	40.00	20.00	6.67	100.00
10	III	47	HINDI SAHITYA KA ITIHAS (ADHUNIK KAL)	12051301	27.66	44.68	23.40	4.26	100.00
11	III	47	HINDI KAVITA (ADHUNIK KAL CHAYAVAAD TAK)	12051302	31.91	23.40	42.55	2.13	100.00
12	III	47	HINDI KAHANI	12051303	40.43	34.04	23.40	2.13	100.00
13	III	47	VIGYAPAN AUR HINDI BHASHA	12053301	10.64	31.91	55.32	2.13	100.00
14	III	32	HINDI ME VEHVHARIK ANUVAD	12055301	75.00	15.63	6.25	3.13	100.00
15	III	16	RACHNATAMAK LEKHAN	62053302	75.00	12.50	12.50	0.00	100.00
16	IV	47	BHARTIYA KAVYASHASTRA	12051401	31.91	51.06	17.02	0.00	100.00
17	IV	47	HINDI KAVITA (CHAYAVAAD KE BAAD)	12051402	70.21	17.02	12.77	0.00	100.00
18	IV	47	HINDI UPANAYAS	12051403	25.53	51.06	23.40	0.00	100.00
19	IV	47	BHASHA AUR SAMAJ	12053407	53.19	27.66	17.02	2.13	100.00
20	IV	30	HINDI KA VESHVIK PARIDRISHYE	12055401	50.00	40.00	10.00	0.00	100.00
21	IV	125	HINDI GADHYA UDHBAV AUR VIKAS HINDI-A	62051404	38.40	32.80	28.80	0.00	100.00
22	IV	34	HINDI GADHYA KA UDBAV AUR VIKAS HINDI-B	62051412	52.94	32.35	11.76	2.94	100.00
23	IV	1	HINDI GADHYA KA UDBAV AUR VIKAS HINDI-C	62051413	100.00	0.00	0.00	0.00	100.00
24	IV	40	BHASHA DAKSHATA	62053407	100.00	0.00	0.00	0.00	100.00
25	V	46	PASCHYATRA KAVYAKSHTRA	12051501	56.52	23.91	19.57	0.00	100.00
26	V	46	HINDI NATAK/AKANKI	12051502	58.70	21.74	19.57	0.00	100.00
27	V	17	HINDI KI MOKHIK AUR LOK SAHITYA PARAMPERA	12057501	64.71	17.65	17.65	0.00	100.00
28	V	2	HINDI BHASHA KA VEHVARIK VYAKRAN	12057502	50.00	0.00	50.00	0.00	100.00
29	V	26	ASMITAMULAK VIMARSH AUR HINDI SAHITYA	12057503	57.69	23.08	15.38	3.85	100.00
30	V	3	BHARTIYE AVEM PSHCHTEY RANGMANCH SIDHANTH	12057504	0.00	0.00	100.00	0.00	100.00

31	V	22	BHARTIYE SAHITYA KI SANSHIPT RUPREKAH	12057505	54.55	27.27	13.64	4.55	100.00
32	V	22	KOSH VIGYAN; SABDHKOSH AUR VISHWAKOSH	12057506	72.73	18.18	9.09	0.00	100.00
33	V	69	BHASHA SHIKSHAN	62053512	68.12	24.64	5.80	1.45	100.00
34	V	22	ANUVAD: VYAVHAR AUR SIDDHANTH	62055501	18.18	40.91	40.91	0.00	100.00
35	VI	46	HINDI ALOCHNA	12051601	71.74	23.91	2.17	2.17	100.00
36	VI	46	HINDI NIBANDH AUR ANYE GADYE VIDHEY	12051602	73.91	17.39	6.52	2.17	100.00
37	VI	19	LOKNATYA	12057607	89.47	10.53	0.00	0.00	100.00
38	VI	13	HINDI KEE BHASHIK VIVIDHTAIN	12057608	30.77	53.85	15.38	0.00	100.00
39	VI	14	BHARTIYE SAHITYA: PATHPARAK ADHYAN	12057609	85.71	0.00	14.29	0.00	100.00
40	VI	22	SHODH-PRAVIDHI	12057610	81.82	13.64	4.55	0.00	100.00
41	VI	11	AVDHARNATMAK SAHITIYIK	12057611	81.82	9.09	0.00	9.09	100.00
42	VI	13	HINDI RANGMANCH	12057612	61.54	23.08	15.38	0.00	100.00
43	VI	57	VIGYAPAN AUR HINDI BHASHA	62053611	75.44	17.54	5.26	1.75	100.00
44	VI	29	HINDI CINEMA AUR USKA ADHYAYAN	62055634	68.97	10.34	17.24	3.45	100.00

Table: The students' results classified into marks-wise groups and number of absent students



Graph: Subject-wise Students' results

RESULT ANALYSIS: Department of History

Academic year 2018-19

The results analysis of the Department of History students is a blend of students' performance. Few semesters have witnessed better results than others. The results have also varied with distinct subjects. Some subjects have shown a bias scoring pattern of students' performance. Whereas several subjects have shown an evenly scattered marks' pattern. After gathering the data of students' marks on yearly basis, they have been detailed further. It has also been observed that a students' performance may pragmatically be analyzed by classifying them into three groups as 0-50%, 50-60% and 60-100%. Further, the number of students who have appeared for the examination have also been listed in the table.

The result has been discussed in the tabular layout in regards to the marks secured pattern of students' examination results. The percentage approach has been considered to analyze the result where the number of students has been categorically listed among three groups. The students' performance as percentage number of students has been highlighted among the same three groups.

The result analysis key highlights are:

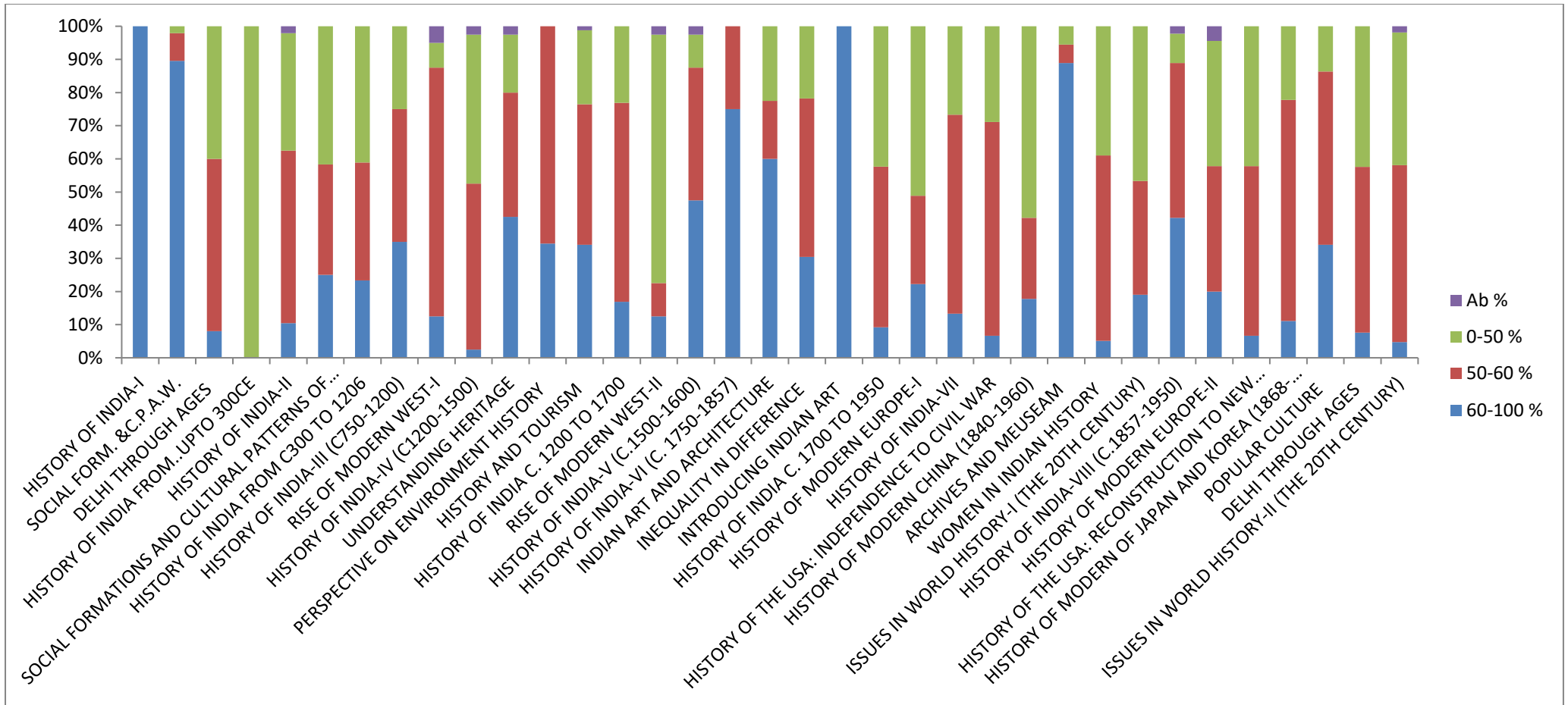
- 1) In the course of BA(Hons) History, 48, 40 and 45 students have enrolled for examination in first, second and third year respectively in the academic year 2018-19.

- 2) More than 75.00% students have secured first division in five papers:
History of India-I, Introducing Indian Art, Social Formation and Cultural Patterns of the Ancient World-I, Archives and Museum and History of India-VI (C. 1750-1857).
- 3) Less than 5.00% students have scored first division in *Issues In World History-II (The 20th Century), History of India-IV (C1200-1500) and History of India from the Earliest Time upto 300 CE.* The students' results need to be improved for the overall result of the course.
- 4) The students' performance has been found to be better in semester IV than rest of the semesters.

No. of Papers	Semester	No. of Students	Subject	Sub. Credit	60-100 %	50-60 %	0-50 %	Absent %	Total %
1	I	48	HISTORY OF INDIA-I	12311103	100.00	0.00	0.00	0.00	100.00
2	I	48	SOCIAL FORMATION AND CULTURAL PATTERNS OF THE ANCIENT WORLD-I	12311104	89.58	8.33	2.08	0.00	100.00
3	I	25	DELHI THROUGH AGES	12315108	8.00	52.00	40.00	0.00	100.00
4	I	107	HISTORY OF INDIA FROM THE EARLIEST TIME UPTO 300CE	62311103	0.00	0.00	100.00	0.00	100.00
5	II	48	HISTORY OF INDIA-II	12311203	10.42	52.08	35.42	2.08	100.00
6	II	48	SOCIAL FORMATIONS AND CULTURAL PATTERNS OF THE ANCIENT AND MEDIEVAL WORLD	12311204	25.00	33.33	41.67	0.00	100.00
7	II	107	HISTORY OF INDIA FROM C300 TO 1206	62311201	23.36	35.51	41.12	0.00	100.00
8	III	40	HISTORY OF INDIA-III (C750-1200)	12311346	35.00	40.00	25.00	0.00	100.00
9	III	40	RISE OF MODERN WEST-I	12311347	12.50	75.00	7.50	5.00	100.00
10	III	40	HISTORY OF INDIA-IV (C1200-1500)	12311348	2.50	50.00	45.00	2.50	100.00
11	III	40	UNDERSTANDING HERITAGE	12313901	42.50	37.50	17.50	2.50	100.00
12	III	29	PERSPECTIVE ON ENVIRONMENT HISTORY	12315354	34.48	65.52	0.00	0.00	100.00
13	III	85	HISTORY AND TOURISM	62313362	34.12	42.35	22.35	1.18	100.00
14	III	130	HISTORY OF INDIA C. 1200 TO 1700	62314360	16.92	60.00	23.08	0.00	100.00
15	IV	40	RISE OF MODERN WEST-II	12311405	12.50	10.00	75.00	2.50	100.00
16	IV	40	HISTORY OF INDIA-V (C.1500-1600)	12311406	47.50	40.00	10.00	2.50	100.00
17	IV	40	HISTORY OF INDIA-VI (C. 1750-1857)	12311407	75.00	25.00	0.00	0.00	100.00
18	IV	40	INDIAN ART AND ARCHITECTURE	12313405	60.00	17.50	22.50	0.00	100.00
19	IV	23	INEQUALITY IN DIFFERENCE	12315406	30.43	47.83	21.74	0.00	100.00
20	IV	55	INTRODUCING INDIAN ART	62313426	100.00	0.00	0.00	0.00	100.00
21	IV	130	HISTORY OF INDIA C. 1700 TO 1950	62314402	9.23	48.46	42.31	0.00	100.00
22	V	45	HISTORY OF MODERN EUROPE-I	12311503	22.22	26.67	51.11	0.00	100.00
23	V	45	HISTORY OF INDIA-VII	12311504	13.33	60.00	26.67	0.00	100.00
24	V	45	HISTORY OF THE USA: INDEPENDENCE TO CIVIL WAR	12317508	6.67	64.44	28.89	0.00	100.00
25	V	45	HISTORY OF MODERN CHINA (1840-1960)	12317512	17.78	24.44	57.78	0.00	100.00
26	V	18	ARCHIVES AND MEUSEAM	62313516	88.89	5.56	5.56	0.00	100.00
27	V	59	WOMEN IN INDIAN HISTORY	62315515	5.08	55.93	38.98	0.00	100.00
28	V	105	ISSUES IN WORLD HISTORY-I (THE 20TH CENTURY)	62317517	19.05	34.29	46.67	0.00	100.00
29	VI	45	HISTORY OF INDIA-VIII (C.1857-1950)	12311603	42.22	46.67	8.89	2.22	100.00
30	VI	45	HISTORY OF MODERN EUROPE-II	12311604	20.00	37.78	37.78	4.44	100.00

31	VI	45	HISTORY OF THE USA: RECONSTRUCTION TO NEW AGE POLITICS	12317608	6.67	51.11	42.22	0.00	100.00
32	VI	45	HISTORY OF MODERN OF JAPAN AND KOREA (1868-1950S)	12317612	11.11	66.67	22.22	0.00	100.00
33	VI	44	POPULAR CULTURE	62313618	34.09	52.27	13.64	0.00	100.00
34	VI	66	DELHI THROUGH AGES	62315620	7.58	50.00	42.42	0.00	100.00
35	VI	105	ISSUES IN WORLD HISTORY-II (THE 20TH CENTURY)	62317620	4.76	53.33	40.00	1.90	100.00

Table: The students' results classified into marks-wise groups and number of absent students



Graph: Subject-wise Students' results

RESULT ANALYSIS: Department of Maths

Academic year 2018-19

The results analysis of the Department of Maths students is a blend of students' performance. Few semesters have witnessed better results than others. The results have also varied with distinct subjects. Some subjects have shown a bias scoring pattern of students' performance. Whereas several subjects have shown an evenly scattered marks' pattern. After gathering the data of students' marks on yearly basis, they have been detailed further. It has also been observed that a students' performance may pragmatically be analyzed by classifying them into three groups as 0-50%, 50-60% and 60-100%. Further, the number of students who have appeared for the examination have also been listed in the table.

The result has been discussed in the tabular layout in regards to the marks secured pattern of students' examination results. The percentage approach has been considered to analyze the result where the number of students has been categorically listed among three groups. The students' performance as percentage number of students has been highlighted among the same three groups.

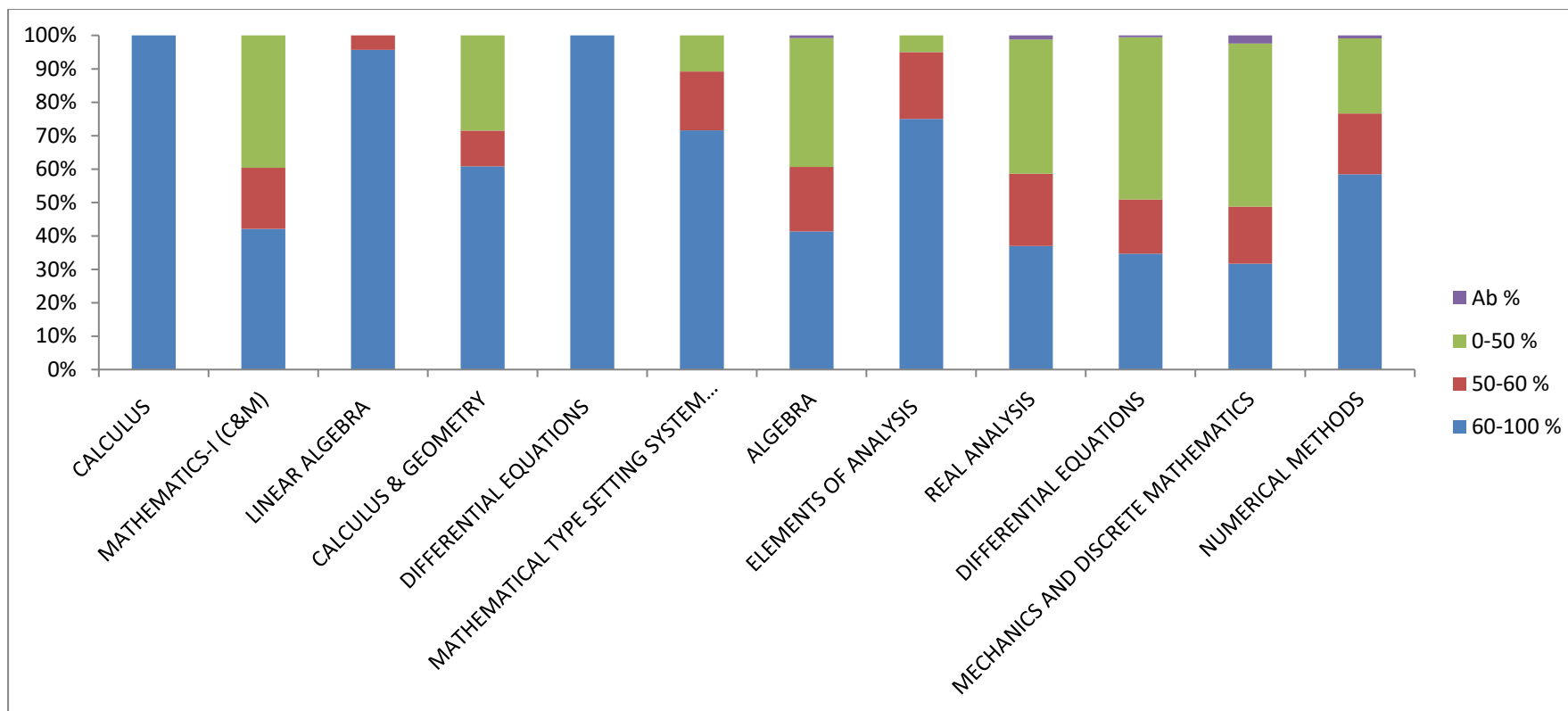
The result analysis key highlights are:

- 1) For the subjects of Maths, respective students have enrolled for examination in first, second and third year respectively in the academic year 2018-19.

- 2) All the students secured first division in *Calculus* and *Differential Equations*.
- 3) More than 70.00% students have secured first division in the papers: *Linear algebra, Elements of analysis and Mathematical type setting system latex*.
- 4) Less than 40.00% students have scored first division in *Real Analysis, Differential Equations and Mechanics* and *Discrete Mathematics*. The students' results need to be improved for the overall result of the course.
- 5) The students' performance has been found to be better in Semester I, II and III than rest of the semesters.

No. of Papers	Semester	No. of Students	Subject	Sub. Credit	60-100 %	50-60 %	0-50 %	Absent %	Total %
1	I	19	CALCULUS	32355101	100.00	0.00	0.00	0.00	100.00
2	I	235	MATHEMATICS-I (CALCULUS & MATRIX)	42351101	42.13	18.30	39.57	0.00	100.00
3	II	23	LINEAR ALGEBRA	32355202	95.65	4.35	0.00	0.00	100.00
4	II	235	CALCULUS & GEOMETRY	42351201	60.85	10.64	28.51	0.00	100.00
5	III	16	DIFFERENTIAL EQUATIONS	32355301	100.00	0.00	0.00	0.00	100.00
6	III	74	MATHEMATICAL TYPE SETTING SYSTEM LATEX	42353327	71.62	17.57	10.81	0.00	100.00
7	III	249	ALGEBRA	42354302	41.37	19.28	38.55	0.80	100.00
8	IV	20	ELEMENTS OF ANALYSIS	32355444	75.00	20.00	5.00	0.00	100.00
9	IV	249	REAL ANALYSIS	42354401	36.95	21.69	40.16	1.20	100.00
10	V	173	DIFFERENTIAL EQUATIONS	42357501	34.68	16.18	48.55	0.58	100.00
11	V	41	MECHANICS AND DISCRETE MATHEMATICS	42357502	31.71	17.07	48.78	2.44	100.00
12	VI	214	NUMERICAL METHODS	42357618	58.41	18.22	22.43	0.93	100.00

Table: The students' results classified into marks-wise groups and number of absent students



Graph: Subject-wise Students' results

RESULT ANALYSIS: Department of Physics

Academic year 2018-19

The results analysis of the Physics students is a blend of students' performance. Few semesters have witnessed better results than others. The results have also varied with distinct subjects. Some subjects have shown a bias scoring pattern of students' performance. Whereas several subjects have shown an evenly scattered marks' pattern. After gathering the data of students' marks on yearly basis, they have been detailed further. It has also been observed that a students' performance may pragmatically be analyzed by classifying them into three groups as 0-50%, 50-60% and 60-100%. Further, the number of students who have appeared for the examination have also been listed in the table.

The result has been discussed in the tabular layout in regards to the marks secured pattern of students' examination results. The percentage approach has been considered to analyze the result where the number of students has been categorically listed among three groups. The students' performance as percentage number of students has been highlighted among the same three groups.

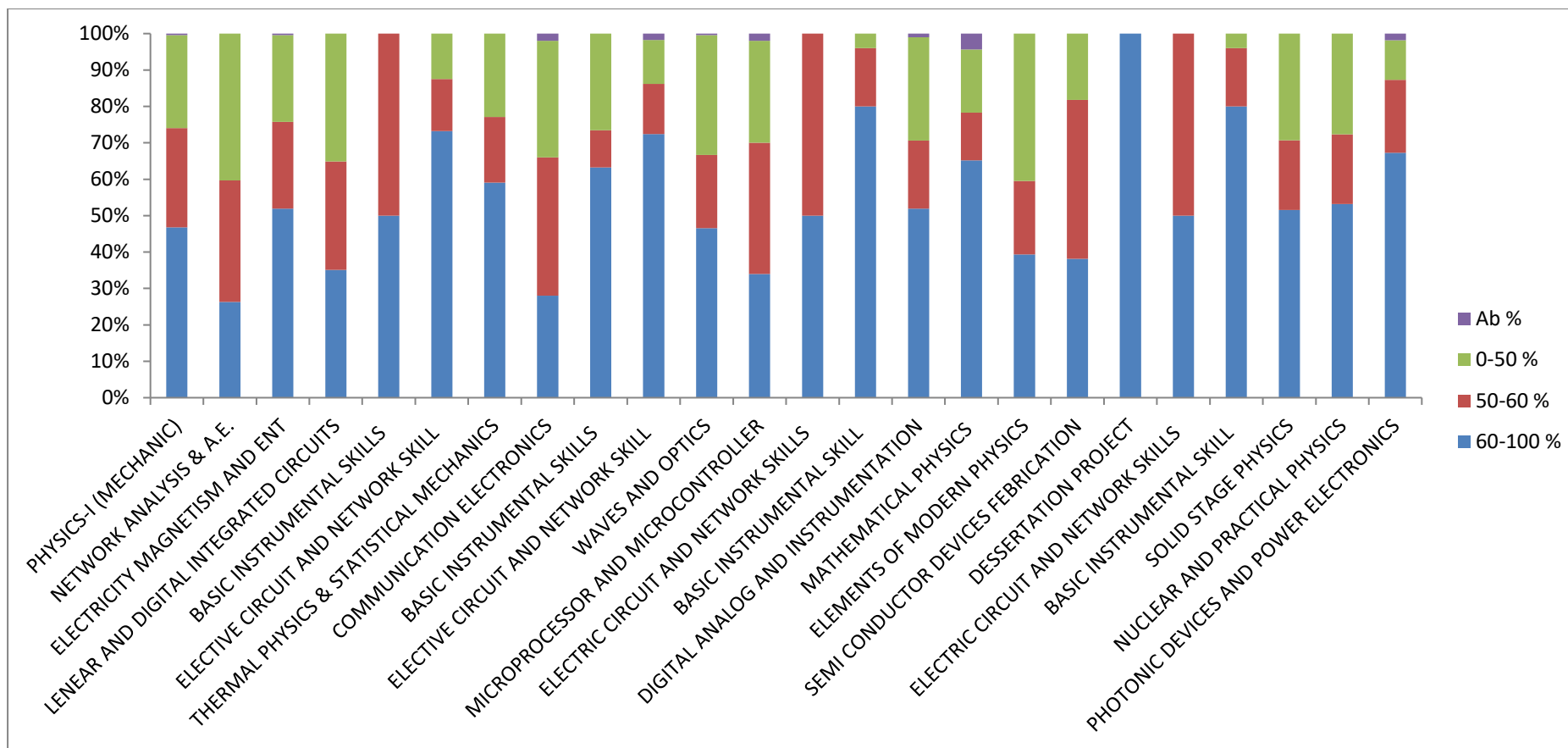
The result analysis key highlights are:

- 1) For the subjects of Physics, respective students have enrolled for examination in first, second and third year respectively in the academic year 2018-19.

- 2) More than 70.00% students have secured first division in the papers:
Dissertation Project, Basic Instrumental Skill, Basic Instrumental Skill and Elective Circuit And Network Skill.
- 3) Less than 30.00% students have scored first division in *Communication Electronics* and *Network Analysis & Analog Electronics*. The students' results need to be improved for the overall result of the course.
- 4) The students' performance has been found to be better in semester VI than all the others semesters.

No. of Papers	Semester	No. of Students	Subject	Sub. Credit	60-100 %	50-60 %	0-50 %	Absent %	Total %
1	I	235	PHYSICS-I (MECHANIC)	42221101	46.81	27.23	25.53	0.43	100.00
2	I	57	NETWORK ANALYSIS & ANALOG ELECTRONICS	42511101	26.32	33.33	40.35	0.00	100.00
3	II	235	ELECTRICITY MAGNETISM AND ENT	42221201	51.91	23.83	23.83	0.43	100.00
4	II	57	LINEAR AND DIGITAL INTEGRATED CIRCUITS	42511201	35.09	29.82	35.09	0.00	100.00
5	III	60	BASIC INSTRUMENTAL SKILLS	32220904	50.00	50.00	0.00	0.00	100.00
6	III	56	ELECTIVE CIRCUIT AND NETWORK SKILL	32223903	73.21	14.29	12.50	0.00	100.00
7	III	249	THERMAL PHYSICS & STATISTICAL MECHANICS	42224303	59.04	18.07	22.89	0.00	100.00
8	III	50	COMMUNICATION ELECTRONICS	42514305	28.00	38.00	32.00	2.00	100.00
9	IV	49	BASIC INSTRUMENTAL SKILLS	32220904	63.27	10.20	26.53	0.00	100.00
10	IV	58	ELECTIVE CIRCUIT AND NETWORK SKILL	32223903	72.41	13.79	12.07	1.72	100.00
11	IV	249	WAVES AND OPTICS	42224412	46.59	20.08	32.93	0.40	100.00
12	IV	50	MICROPROCESSOR AND MICROCONTROLLER	42514413	34.00	36.00	28.00	2.00	100.00
13	V	54	ELECTRIC CIRCUIT AND NETWORK SKILLS	32223903	50.00	50.00	0.00	0.00	100.00
14	V	50	BASIC INSTRUMENTAL SKILL	32223904	80.00	16.00	4.00	0.00	100.00
15	V	102	DIGITAL ANALOG AND INSTRUMENTATION	42227530	51.96	18.63	28.43	0.98	100.00
16	V	23	MATHEMATICAL PHYSICS	42227531	65.22	13.04	17.39	4.35	100.00
17	V	89	ELEMENTS OF MODERN PHYSICS	42227929	39.33	20.22	40.45	0.00	100.00
18	V	55	SEMI CONDUCTOR DEVICES FABRICATION	42517511	38.18	43.64	18.18	0.00	100.00
19	VI	10	DESSERTATION PROJECT	12277611	100.00	0.00	0.00	0.00	100.00
20	VI	54	ELECTRIC CIRCUIT AND NETWORK SKILLS	32223903	50.00	50.00	0.00	0.00	100.00
21	VI	50	BASIC INSTRUMENTAL SKILL	32223904	80.00	16.00	4.00	0.00	100.00
22	VI	157	SOLID STATE PHYSICS	42227637	51.59	19.11	29.30	0.00	100.00
23	VI	47	NUCLEAR AND PRACTICAL PHYSICS	42227639	53.19	19.15	27.66	0.00	100.00
24	VI	55	PHOTONIC DEVICES AND POWER ELECTRONICS	42517615	67.27	20.00	10.91	1.82	100.00

Table: The students' results classified into marks-wise groups and number of absent students



Graph: Subject-wise Students' results

RESULT ANALYSIS: Department of Political Science

Academic year 2018-19

The results analysis of the Department of Political Science students is a blend of students' performance. Few semesters have witnessed better results than others. The results have also varied with distinct subjects. Some subjects have shown a bias scoring pattern of students' performance. Whereas several subjects have shown an evenly scattered marks' pattern. After gathering the data of students' marks on yearly basis, they have been detailed further. It has also been observed that a students' performance may pragmatically be analyzed by classifying them into three groups as 0-50%, 50-60% and 60-100%. Further, the number of students who have appeared for the examination have also been listed in the table.

The result has been discussed in the tabular layout in regards to the marks secured pattern of students' examination results. The percentage approach has been considered to analyze the result where the number of students has been categorically listed among three groups. The students' performance as percentage number of students has been highlighted among the same three groups.

The result analysis key highlights are:

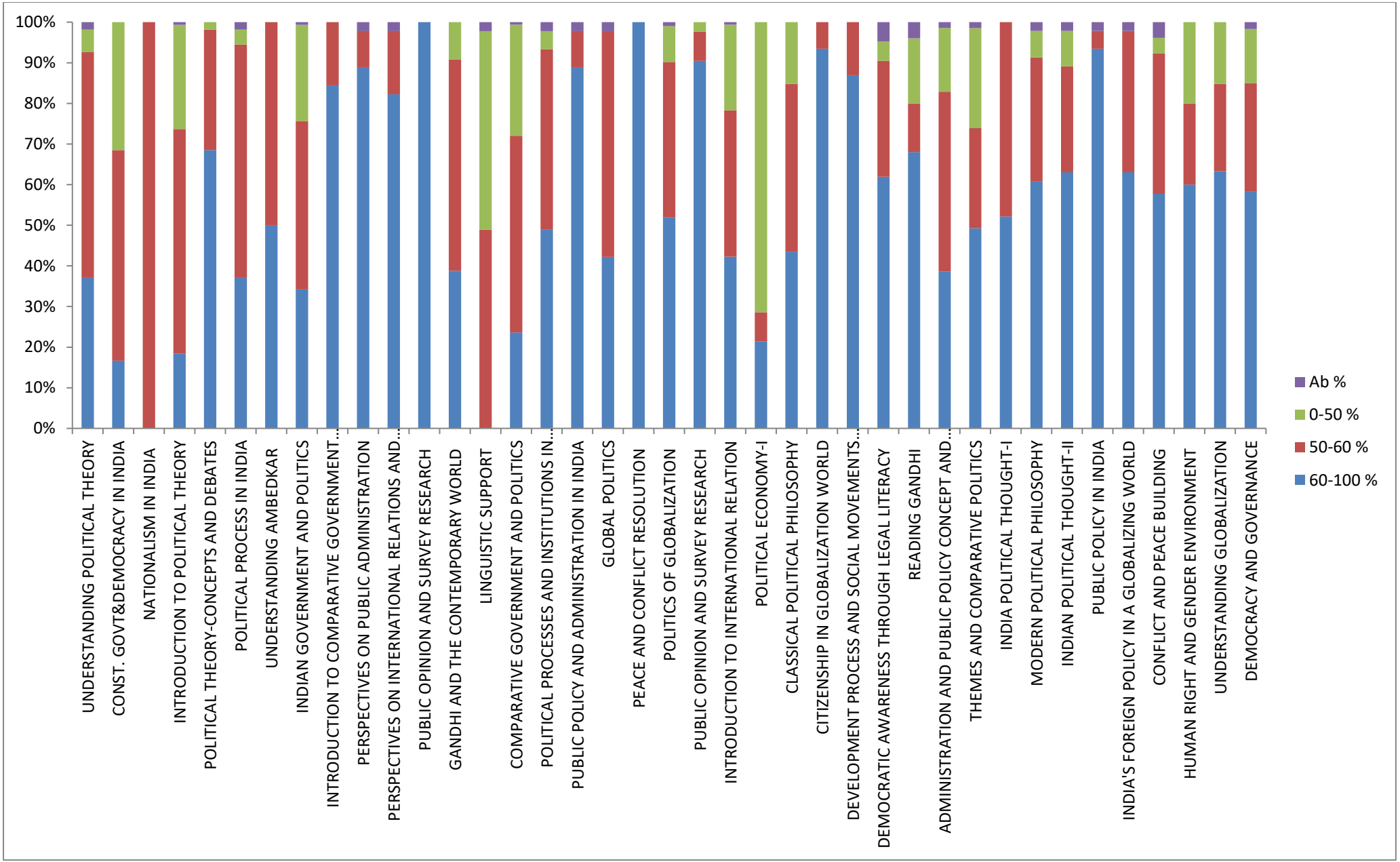
- 1) In the course of BA(Hons) Political Science, 54, 45 and 46 students have enrolled for examination in first, second and third year respectively in the academic year 2018-19.

- 2) All the students have secured first division in the two papers: *Public Opinion and Survey Research* and *Peace And Conflict Resolution*.
- 3) More than 80.00% students have secured first division in the papers: *Citizenship in Globalization World, Public Policy in India, Public Opinion and Survey Research, Perspectives on Public Administration, Public Policy and Administration in India, Development Process and Social Movements in Contemporary India, Introduction to Comparative Government and Politics* and *Perspectives on International Relations and World History*.
- 4) Less than 20.00% students have scored first division in *Introduction to Political Theory, Constitutional Government and Democracy in India, Nationalism in India* and *Linguistic Support*. The students' results need to be improved for the overall result of the course.
- 5) The students' performance has been found to be better in Semester IV and VI than rest of the semesters.

No. of Papers	Semester	No. of Students	Subject	Sub. Credit	60-100 %	50-60 %	0-50 %	Absent %	Total %
1	I	54	UNDERSTANDING POLITICAL THEORY	12321101	37.04	55.56	5.56	1.85	100.00
2	I	54	CONSTITUTIONAL GOVERNMENT AND DEMOCRACY IN INDIA	12321102	16.67	51.85	31.48	0.00	100.00
3	I	97	NATIONALISM IN INDIA	12325901	0.00	100.00	0.00	0.00	100.00
4	I	152	INTRODUCTION TO POLITICAL THEORY	62321101	18.42	55.26	25.66	0.66	100.00
5	II	54	POLITICAL THEORY-CONCEPTS AND DEBATES	12321201	68.52	29.63	1.85	0.00	100.00
6	II	54	POLITICAL PROCESS IN INDIA	12321202	37.04	57.41	3.70	1.85	100.00
7	II	90	UNDERSTANDING AMBEDKAR	12325905	50.00	50.00	0.00s	0.00	100.00
8	II	152	INDIAN GOVERNMENT AND POLITICS	62321201	34.21	41.45	23.68	0.66	100.00
9	III	45	INTRODUCTION TO COMPARATIVE GOVERNMENT AND POLITICS	12321301	84.44	15.56	0.00	0.00	100.00
10	III	45	PERSPECTIVES ON PUBLIC ADMINISTRATION	12321302	88.89	8.89	0.00	2.22	100.00
11	III	45	PERSPECTIVES ON INTERNATIONAL RELATIONS AND WORLD HISTORY	12321303	82.22	15.56	0.00	2.22	100.00
12	III	45	PUBLIC OPINION AND SURVEY RESEARCH	12323902	100.00	0.00	0.00	0.00	100.00
13	III	98	GANDHI AND THE CONTEMPORARY WORLD	12325904	38.78	52.04	9.18	0.00	100.00
14	III	45	LINGUISTIC SUPPORT	62323312	0.00	48.89	48.89	2.22	100.00
15	III	161	COMPARATIVE GOVERNMENT AND POLITICS	62324306	23.60	48.45	27.33	0.62	100.00
16	IV	45	POLITICAL PROCESSES AND INSTITUTIONS IN COMPARATIVE PERSPECTIVE	12321401	48.89	44.44	4.44	2.22	100.00
17	IV	45	PUBLIC POLICY AND ADMINISTRATION IN INDIA	12321402	88.89	8.89	0.00	2.22	100.00
18	IV	45	GLOBAL POLITICS	12321403	42.22	55.56	0.00	2.22	100.00
19	IV	45	PEACE AND CONFLICT RESOLUTION	12323904	100.00	0.00	0.00	0.00	100.00
20	IV	102	POLITICS OF GLOBALIZATION	12325907	51.96	38.24	8.82	0.98	100.00
21	IV	42	PUBLIC OPINION AND SURVEY RESEARCH	62323412	90.48	7.14	2.38	0.00	100.00
22	IV	161	INTRODUCTION TO INTERNATIONAL RELATION	62324407	42.24	36.02	21.12	0.62	100.00
23	V	14	POLITICAL ECONOMY-I	12277505	21.43	7.14	71.43	0.00	100.00
24	V	46	CLASSICAL POLITICAL PHILOSOPHY	12321501	43.48	41.30	15.22	0.00	100.00
25	V	46	CITIZENSHIP IN GLOBALIZATION WORLD	12327901	93.48	6.52	0.00	0.00	100.00

26	V	46	DEVELOPMENT PROCESS AND SOCIAL MOVEMENTS IN CONTEMPORARY INDIA	12327903	86.96	13.04	0.00	0.00	100.00
27	V	21	DEMOCRATIC AWARENESS THROUGH LEGAL LITERACY	62323501	61.90	28.57	4.76	4.76	100.00
28	V	25	READING GANDHI	62325501	68.00	12.00	16.00	4.00	100.00
29	V	70	ADMINISTRATION AND PUBLIC POLICY CONCEPT AND THEORY	62327502	38.57	44.29	15.71	1.43	100.00
30	V	69	THEMES AND COMPARATIVE POLITICS	62327503	49.28	24.64	24.64	1.45	100.00
31	V	46	INDIA POLITICAL THOUGHT-I	12321502	52.17	47.83	0.00	0.00	100.00
32	VI	46	MODERN POLITICAL PHILOSOPHY	12321601	60.87	30.43	6.52	2.17	100.00
33	VI	46	INDIAN POLITICAL THOUGHT-II	12321602	63.04	26.09	8.70	2.17	100.00
34	VI	46	PUBLIC POLICY IN INDIA	12327904	93.48	4.35	0.00	2.17	100.00
35	VI	46	INDIA'S FOREIGN POLICY IN A GLOBALIZING WORLD	12327906	63.04	34.78	0.00	2.17	100.00
36	VI	26	CONFLICT AND PEACE BUILDING	62323601	57.69	34.62	3.85	3.85	100.00
37	VI	30	HUMAN RIGHT AND GENDER ENVIRONMENT	62325602	60.00	20.00	20.00	0.00	100.00
38	VI	79	UNDERSTANDING GLOBALIZATION	62327601	63.29	21.52	15.19	0.00	100.00
39	VI	60	DEMOCRACY AND GOVERNANCE	62327602	58.33	26.67	13.33	1.67	100.00

Table: The students' results classified into marks-wise groups and number of absent students



Graph: Subject-wise Students' results