

RESULT ANALYSIS: B.Com (Hons.)

Academic year 2021-22

The results analysis of the B.Com (Hons.) students is a blend of students' performance. Few semesters have witnessed better results than others. The results have also varied with distinct subjects. Some subjects have shown a bias scoring pattern of students' performance. Whereas several subjects have shown an evenly scattered marks' pattern. After gathering the data of students' marks on a yearly basis, they have been detailed further. It has also been observed that a students' performance may pragmatically be analyzed by classifying them into three groups as 0-50%, 50-60% and 60-100%. Further, the number of students who have appeared for the examination have also been listed in the table.

The result has been discussed in the tabular layout in regards to the marks secured pattern of students' examination results. The percentage approach has been considered to analyze the result where the number of students has been categorically listed among three groups. The students' performance as a percentage number of students has been highlighted among the same three groups.

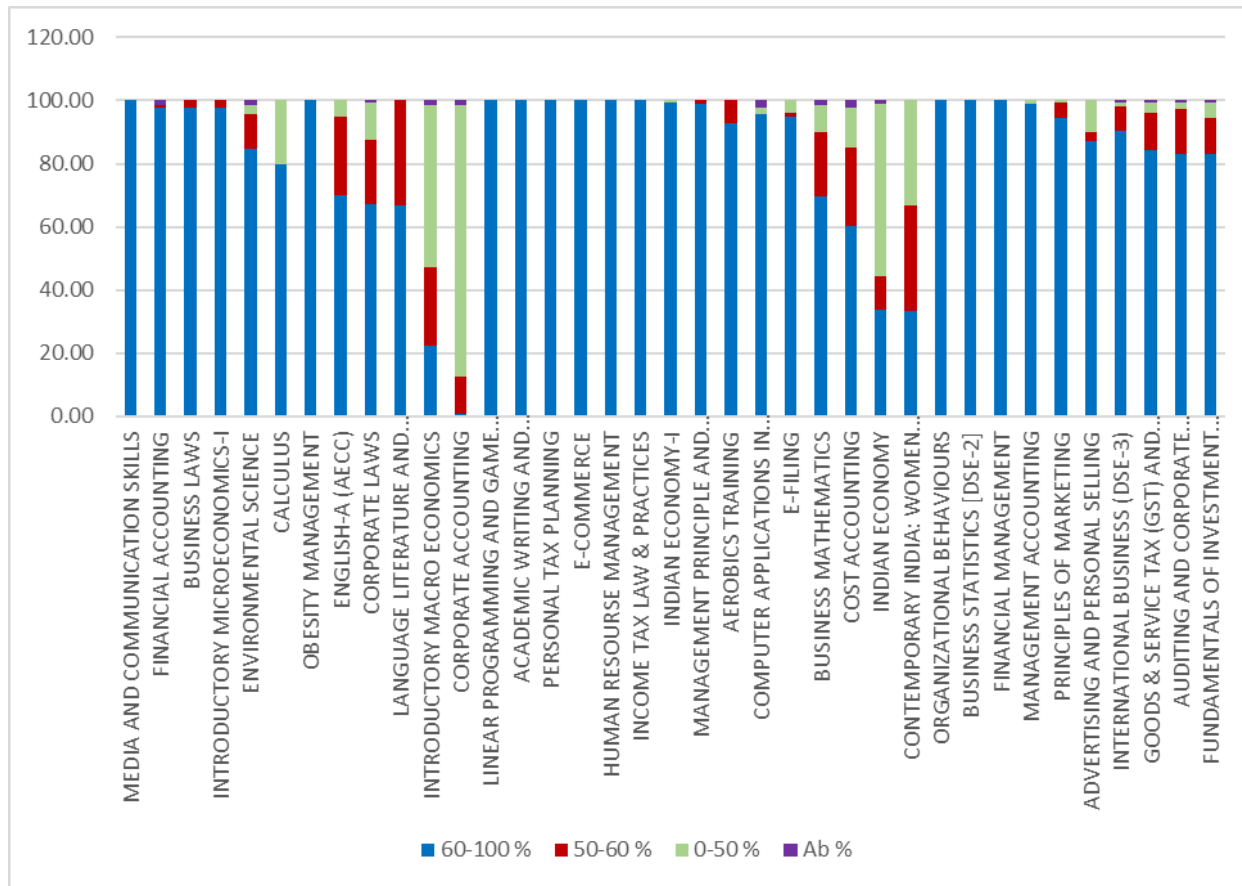
The result analysis key highlights are:

- 1) In the course of B.Com (Hons.), 137, 181 and 178 students have enrolled for examination in first, second and third year respectively in the academic year 2021-22.
- 2) The 100% students have secured in the range 60-100% in the following subjects: Media Communication and Skills, Obesity Management, Academic Writing and Composition, Personal Tax Planning, E-Commerce, Human Resource Management, Income Tax Law & Practices, Organizational Behaviours, Business Statistics and Financial Management
- 3) The three subjects namely: *Corporate Accounting*, *Indian Economy* *Introductory Macroeconomics* have relatively shown average performance of the students. In *Corporate Accounting*, 86.13% students secured 0-50% marks. In *Indian Economy*, 54.32% students have secured 0-50% marks. In *Introductory Macroeconomics*, 51.16% students secured 0-50% marks. Hence, the results have a scope to improve for these subjects.
- 4) The students' academic performance has been better in semester III and V than the other semesters.

S.No.	Sem	No. of Students	Subject	Sub. Code	60-100 %	50-60 %	0-50 %	Ab %	Total %
1	1	7	MEDIA AND COMMUNICATION SKILLS	12035902	100	0	0	0	100
2	1	137	FINANCIAL ACCOUNTING	22411101	97.81	0.73	0	1.46	100
3	1	137	BUSINESS LAWS	22411102	97.81	2.19	0	0	100
4	1	122	INTRODUCTORY MICROECONOMICS-I	12275101	97.54	2.46	0	0	100
5	1	137	ENVIRONMENTAL SCIENCE	72182801	84.67	10.95	2.92	1.46	100
6	1	5	CALCULUS	32355101	80	0	20	0	100
7	2	8	OBESITY MANAGEMENT	12555261	100	0	0	0	100
8	2	137	ENGLISH-A (AECC)	72032801	70.07	24.82	5.11	0	100
9	2	137	CORPORATE LAWS	22411202	67.15	20.44	11.68	0.73	100
10	2	3	LANGUAGE LITERATURE AND CULTURE	12035907	66.67	33.33	0	0	100
11	2	129	INTRODUCTORY MACRO ECONOMICS	12275201	22.48	24.81	51.16	1.55	100
12	2	137	CORPORATE ACCOUNTING	22411201	0.73	11.68	86.13	1.46	100
13	3	32	LINEAR PROGRAMMING AND GAME THEORY	32355345	96.88	3.13	0	0	100
14	3	14	ACADEMIC WRITING AND COMPOSITION	12035901	100	0	0	0	100
15	3	50	PERSONAL TAX PLANNING	22413304	100	0	0	0	100
16	3	131	E-COMMERCE	22413301	100	0	0	0	100
17	3	181	HUMAN RESOURCE MANAGEMENT	22411301	100	0	0	0	100
18	3	181	INCOME TAX LAW & PRACTICES	22411302	100	0	0	0	100
19	3	152	INDIAN ECONOMY-I	12275301	99.34	0	0.66	0	100
20	3	181	MANAGEMENT PRINCIPLE AND APPLICATION	22411303	98.9	1.1	0	0	100
21	3	14	AEROBICS TRAINING	12555324	92.86	7.14	0	0	100
22	4	181	COMPUTER APPLICATIONS IN BUSINESS	22411403	95.58	0	2.21	2.21	100
23	4	181	E-FILING	22413407	95.03	1.1	3.87	0	100
24	4	181	BUSINESS MATHEMATICS	22411402	69.61	20.44	8.29	1.66	100
25	4	181	COST ACCOUNTING	22411401	60.22	24.86	12.71	2.21	100

26	4	162	INDIAN ECONOMY	12275401	33.95	10.49	54.32	1.23	100
27	4	12	CONTEMPORARY INDIA: WOMEN AND EMPOWERMENT	12035905	33.33	33.33	33.33	0	100
28	5	77	ORGANIZATIONAL BEHAVIOURS	22417507	100	0	0	0	100
29	5	77	BUSINESS STATISTICS [DSE-2]	22417511	100	0	0	0	100
30	5	178	FINANCIAL MANAGEMENT	22411503	100	0	0	0	100
31	5	101	MANAGEMENT ACCOUNTING	22417501	99.01	0	0.99	0	100
32	5	178	PRINCIPLES OF MARKETING	22411501	94.38	5.06	0.56	0	100
33	5	101	ADVERTISING AND PERSONAL SELLING	22417514	87.13	2.97	9.9	0	100
34	6	178	INTERNATIONAL BUSINESS (DSE-3)	22417604	90.45	7.87	1.12	0.56	100
35	6	178	GOODS & SERVICE TAX (GST) AND CUSTOM LAWS (CORE)	22411602	84.27	11.8	3.37	0.56	100
36	6	178	AUDITING AND CORPORATE GOVERNANCE (CORE)	22411601	83.15	14.04	2.25	0.56	100
37	6	178	FUNDAMENTALS OF INVESTMENT (DSE-3)	22417601	83.15	11.24	5.06	0.56	100

Table 1: The students' results classified into marks-wise groups and number of absent students



Graph 1: Subject-wise Students' results

RESULT ANALYSIS: B.Com (Prog)

Academic year 2021-22

The results analysis of the B.Com (Prog.) students is a blend of students' performance. Few semesters have witnessed better results than others. The results have also varied with distinct subjects. Some subjects have shown a bias scoring pattern of students' performance. Whereas several subjects have shown an evenly scattered marks' pattern. After gathering the data of students' marks on a yearly basis, they have been detailed further. It has also been observed that a students' performance may pragmatically be analyzed by classifying them into three groups as 0-50%, 50-60% and 60-100%. Further, the number of students who have appeared for the examination have also been listed in the table.

The result has been discussed in the tabular layout in regards to the marks secured pattern of students' examination results. The percentage approach has been considered to analyze the result where the number of students has been categorically listed among three groups. The students' performance as a percentage number of students has been highlighted among the same three groups.

The result analysis key highlights are:

- 1) In the course of B.Com (Prog.), 123, 194 and 154 students have enrolled for examination in first, second and third year respectively in the academic year 2021-22.

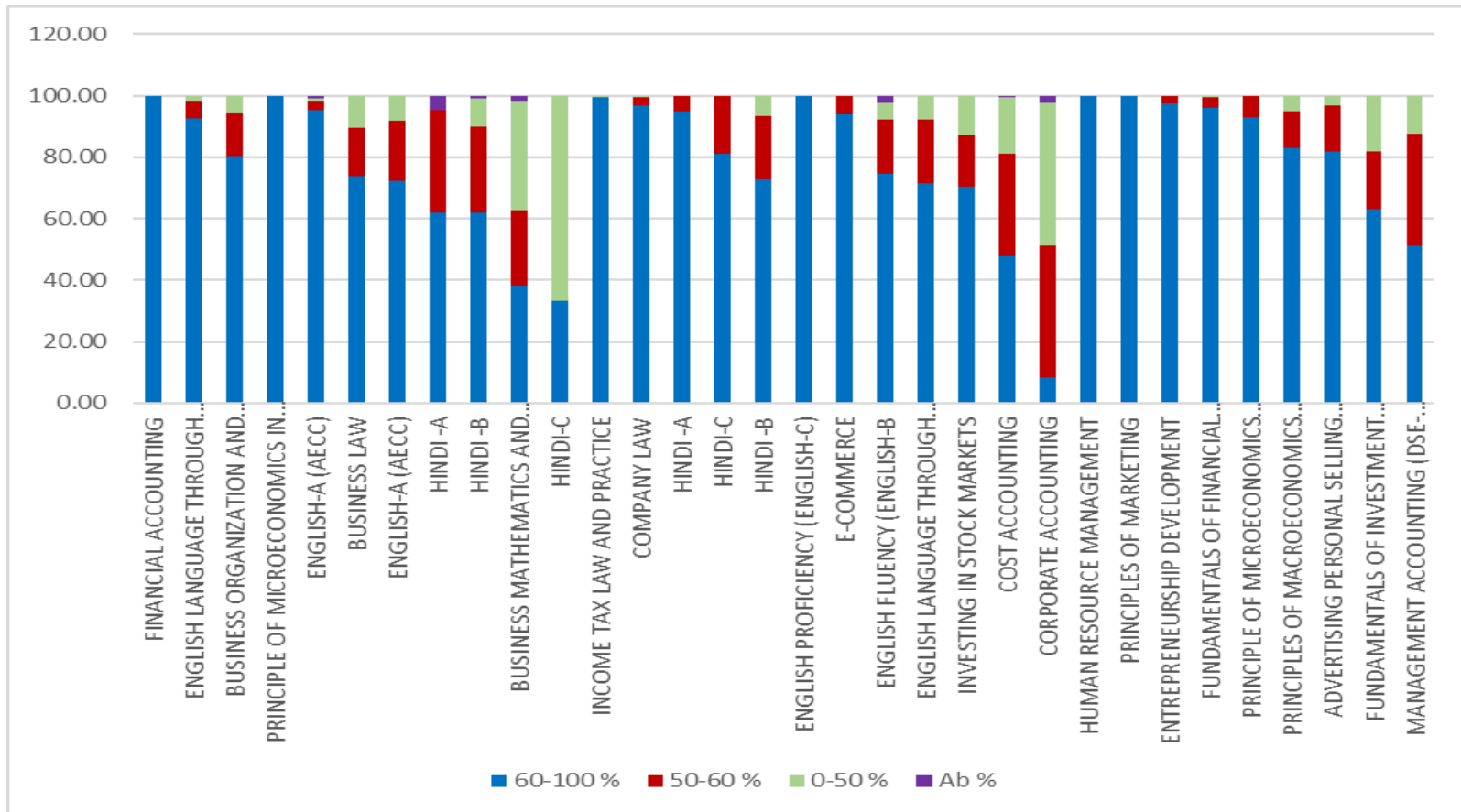
2) More than 60% marks have been secured by majority of students in Financial Accounting, Principle of Microeconomics, English Proficiency, Human Resource Management and Principles of Marketing.

3) The four subjects namely: Hindi-C, Corporate Accounting, Fundamentals of Investing and *Business Mathematics and Statistics* have relatively shown average performance of the students. This has been interpreted from the 0-50% range of marks. Hence, the Department of Commerce has scheduled the remedial measures for the students' continuous learning.

S.No.	Sem	No. of Students	Subject	Sub. Code	60-100 %	50-60 %	0-50 %	Ab %	Total %
1	1	123	FINANCIAL ACCOUNTING	52411101 B	100	0	0	0	100
2	1	123	ENGLISH LANGUAGE THROUGH LITERATURE	52031104	92.68	5.69	1.63	0	100
3	1	123	BUSINESS ORGANIZATION AND MANAGEMENT	52411102	80.49	13.82	5.69	0	100
4	2	1	PRINCIPLE OF MICROECONOMICS IN LIEU OF MIL	52271230	100	0	0	0	100
5	2	123	ENGLISH-A (AECC)	72182801	95.12	3.25	0.81	0.81	100
6	2	123	BUSINESS LAW	52411201	73.98	15.45	10.57	0	100
7	2	123	ENGLISH-A (AECC)	72032801	72.36	19.51	8.13	0	100
8	2	21	HINDI -A	52051221	61.9	33.33	0	4.76	100
9	2	89	HINDI -B	52051222	61.8	28.09	8.99	1.12	100
10	2	123	BUSINESS MATHEMATICS AND STATISTICS	52411202	38.21	24.39	35.77	1.63	100
11	2	3	HINDI-C	52051223	33.33	0	66.67	0	100
12	3	163	INCOME TAX LAW AND PRACTICE	52414304	99.39	0	0.61	0	100
13	3	193	COMPANY LAW	52414303	96.89	2.59	0.52	0	100
14	3	39	HINDI -A	52051307	94.87	5.13	0	0	100
15	3	16	HINDI-C	52051317	81.25	18.75	0	0	100
16	3	138	HINDI -B	52051316	73.19	20.29	6.52	0	100
17	4	3	ENGLISH PROFICIENCY (ENGLISH-C)	52031903	100	0	0	0	100
18	4	99	E-COMMERCE	52413401	93.94	6.06	0	0	100
19	4	51	ENGLISH FLUENCY (ENGLISH-B	52031902	74.51	17.65	5.88	1.96	100
20	4	140	ENGLISH LANGUAGE THROUGH LITERATURE (ENGLISH -A)	52031901	71.43	20.71	7.86	0	100
21	4	95	INVESTING IN STOCK MARKETS	52413402	70.53	16.84	12.63	0	100
22	4	190	COST ACCOUNTING	52414404	47.89	33.16	18.42	0.53	100
23	4	194	CORPORATE ACCOUNTING	52414403	8.25	42.78	46.91	2.06	100

24	5	56	HUMAN RESOURCE MANAGEMENT	52417501	100	0	0	0	100
25	5	98	PRINCIPLES OF MARKETING	52417502	100	0	0	0	100
26	5	154	ENTREPRENEURSHIP DEVELOPMENT	52413503	97.4	2.6	0	0	100
27	5	154	FUNDAMENTALS OF FINANCIAL MANAGEMENT	52417505	96.1	3.25	0.65	0	100
28	5	154	PRINCIPLE OF MICROECONOMICS (GENERIC)	62275504	92.86	7.14	0	0	100
29	6	154	PRINCIPLES OF MACROECONOMICS (GE)	62275604	83.12	11.69	5.19	0	100
30	6	154	ADVERTISING PERSONAL SELLING AND SALESMANSHIP (SEC)	52413613	81.82	14.94	3.25	0	100
31	6	154	FUNDAMENTALS OF INVESTMENT (DSE-2B)	52417608	62.99	18.83	18.18	0	100
32	6	154	MANAGEMENT ACCOUNTING (DSE-1B)	52417612	51.3	36.36	12.34	0	100

Table 2: The students' results classified into marks-wise groups and number of absent students



Graph 2: Subject-wise Students' results

RESULT ANALYSIS: Department of Chemistry

Academic year 2021-22

The results analysis of the Department of Chemistry students is a blend of students' performance. Few semesters have witnessed better results than others. The results have also varied with distinct subjects. Some subjects have shown a bias scoring pattern of students' performance. Whereas several subjects have shown an evenly scattered marks' pattern. After gathering the data of students' marks on a yearly basis, they have been detailed further. It has also been observed that a students' performance may pragmatically be analyzed by classifying them into three groups as 0-50%, 50-60% and 60-100%. Further, the number of students who have appeared for the examination have also been listed in the table.

The result has been discussed in the tabular layout in regards to the marks secured pattern of students' examination results. The percentage approach has been considered to analyze the result where the number of students has been categorically listed among three groups. The students' performance as a percentage number of students has been highlighted among the same three groups.

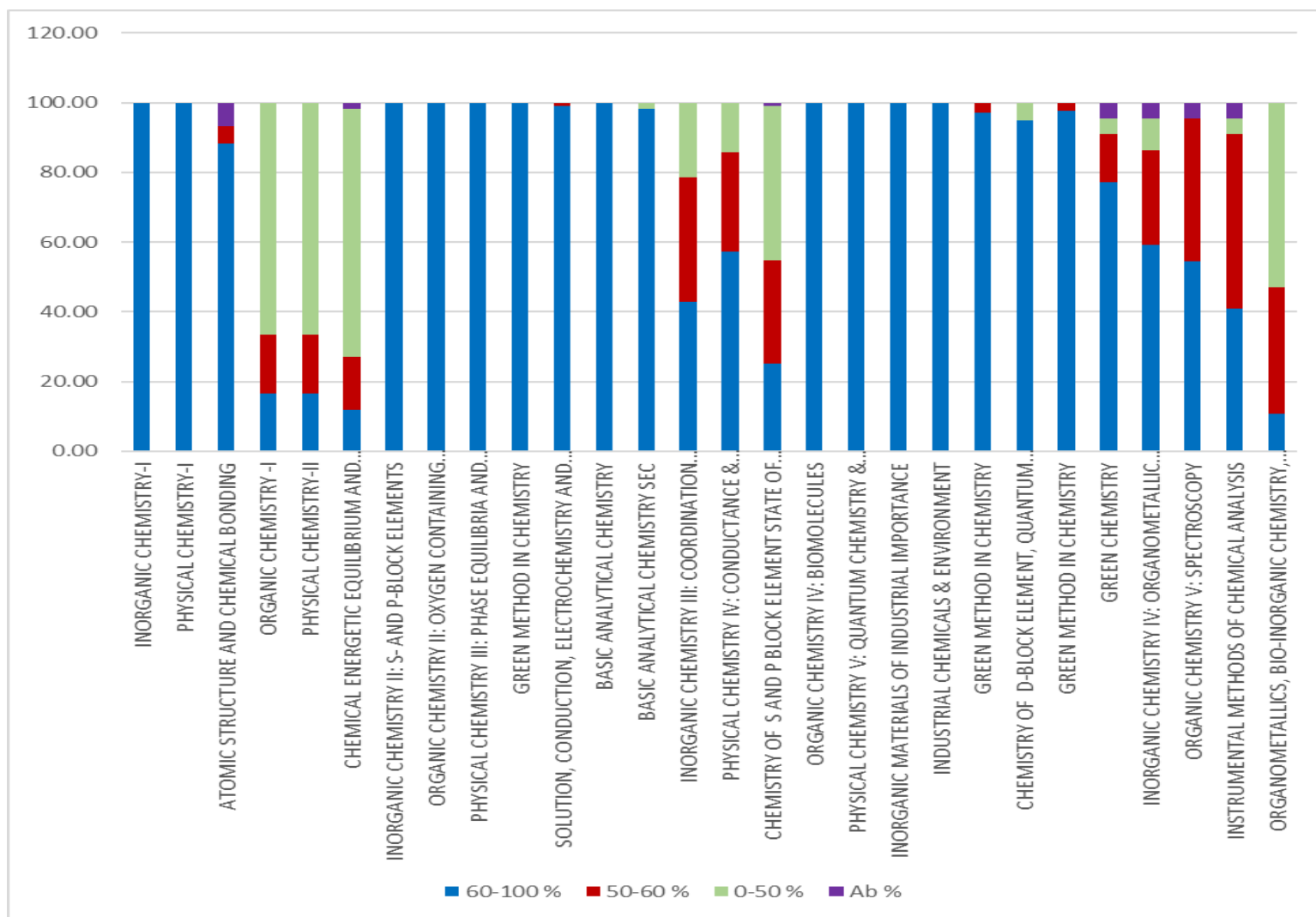
The result analysis key highlights are:

- 1) In the course of B.Sc. (Hons.) Chemistry, 59, 115 and 83 students have enrolled for examination in first and second and third year respectively in the academic year 2021-22.
- 2) Cent percent students have secured in the range of 60-100% marks in the following subjects : Inorganic Chemistry-I, Physical Chemistry-I, *Inorganic Chemistry-II S- & P- Block Elements*, *Organic Chemistry-II Oxygen Containing Functional Groups*, *Physical Chemistry III: Phase Equilibria and Electrochemical Cells*, *Green Method in Chemistry*, *Basic Analytical Chemistry*, *Organic Chemistry IV: Biomolecules*, *Physical Chemistry V: Quantum Chemistry & Spectroscopy*, *Inorganic Materials of Industrial Importance and Industrial Chemicals & Environment*.
- 3) In one subject namely: Chemical Energetic Equilibrium and Functional Group Organic Chemistry-I, students have relatively shown average performance of the students. In this subject, 71.19% of the students have secured between 0-50% marks. Hence, the College has noted this subject soliciting the remedial sessions recommended by the College for the students.
- 4) The students' academic performance has been better in semester III and V than the other semesters.

S.No.	Sem	No. of Students	Subject	Sub. Code	60-100 %	50-60 %	0-50 %	Ab %	Total %
1	1	12	INORGANIC CHEMISTRY-I	32171101	100	0	0	0	100
2	1	12	PHYSICAL CHEMISTRY-I	32171102	100	0	0	0	100
3	1	59	ATOMIC STRUCTURE AND CHEMICAL BONDING	42171103	88.14	5.08	0	6.78	100
4	2	12	ORGANIC CHEMISTRY -I	32171201	16.67	16.67	66.67	0	100
5	2	12	PHYSICAL CHEMISTRY-II	32171202	16.67	16.67	66.67	0	100
6	2	59	CHEMICAL ENERGETIC EQUILIBRIUM AND FUNCTIONAL GROUP ORGANIC CHEMISTRY- I	42171205	11.86	15.25	71.19	1.69	100
7	3	21	INORGANIC CHEMISTRY II: S- AND P-BLOCK ELEMENTS	32171301	100	0	0	0	100
8	3	21	ORGANIC CHEMISTRY II: OXYGEN CONTAINING FUNCTIONAL GROUPS	32171302	100	0	0	0	100
9	3	21	PHYSICAL CHEMISTRY III: PHASE EQUILIBRIA AND ELECTROCHEMICAL CELLS	32171303	100	0	0	0	100
10	3	76	GREEN METHOD IN CHEMISTRY	32173908	100	0	0	0	100
11	3	115	SOLUTION, CONDUCTION, ELECTROCHEMISTRY AND FUNCTIONAL GROUP	42174304	99.13	0.87	0	0	100
12	4	21	BASIC ANALYTICAL CHEMISTRY	32173902	100	0	0	0	100
13	4	55	BASIC ANALYTICAL CHEMISTRY SEC	42173923	98.18	0	1.82	0	100
14	4	42	INORGANIC CHEMISTRY III: COORDINATION CHEMISTRY	32171401	42.86	35.71	21.43	0	100
15	4	21	PHYSICAL CHEMISTRY IV: CONDUCTANCE & CHEMICAL KINETICS	32171403	57.14	28.57	14.29	0	100
16	4	115	CHEMISTRY OF S AND P BLOCK ELEMENT STATE OF MATTER AND CHEMICAL KINETICS	42174404	25.22	29.57	44.35	0.87	100
17	5	22	ORGANIC CHEMISTRY IV: BIOMOLECULES	32171501	100	0	0	0	100
18	5	22	PHYSICAL CHEMISTRY V: QUANTUM CHEMISTRY & SPECTROSCOPY	32171502	100	0	0	0	100

19	5	22	INORGANIC MATERIALS OF INDUSTRIAL IMPORTANCE	32177902	100	0	0	0	100
20	5	22	INDUSTRIAL CHEMICALS & ENVIRONMENT	32177909	100	0	0	0	100
21	5	35	GREEN METHOD IN CHEMISTRY	32173908	97.14	2.86	0	0	100
22	5	80	CHEMISTRY OF D-BLOCK ELEMENT, QUANTUM CHEMISTRY AND SPECTROSCOPY	42177925	95	0	5	0	100
23	6	41	GREEN METHOD IN CHEMISTRY	32173908	97.56	2.44	0	0	100
24	6	22	GREEN CHEMISTRY	32177908	77.27	13.64	4.55	4.55	100
25	6	22	INORGANIC CHEMISTRY IV: ORGANOMETALLIC CHEMISTRY	32171601	59.09	27.27	9.09	4.55	100
26	6	22	ORGANIC CHEMISTRY V: SPECTROSCOPY	32171602	54.55	40.91	0	4.55	100
27	6	22	INSTRUMENTAL METHODS OF CHEMICAL ANALYSIS	32177910	40.91	50	4.55	4.55	100
28	6	83	ORGANOMETALLICS, BIO-INORGANIC CHEMISTRY, POLYNUCLEAR HYDROCARBONS AND UV, IR (DSE-1B)	42177926	10.84	36.14	53.01	0	100

Table 3: The students' results classified into marks-wise groups and number of absent students



Graph 3: Subject-wise Students' results

RESULT ANALYSIS: Department of Computer Science

Academic year 2021-22

The results analysis of the Computer Science students is a blend of students' performance. Few semesters have witnessed better results than others. The results have also varied with distinct subjects. Some subjects have shown a bias scoring pattern of students' performance. Whereas several subjects have shown an evenly scattered marks' pattern. After gathering the data of students' marks on a yearly basis, they have been detailed further. It has also been observed that a students' performance may pragmatically be analyzed by classifying them into three groups as 0-50%, 50-60% and 60-100%. Further, the number of students who have appeared for the examination have also been listed in the table.

The result has been discussed in the tabular layout in regards to the marks secured pattern of students' examination results. The percentage approach has been considered to analyze the result where the number of students has been categorically listed among three groups. The students' performance as a percentage number of students has been highlighted among the same three groups.

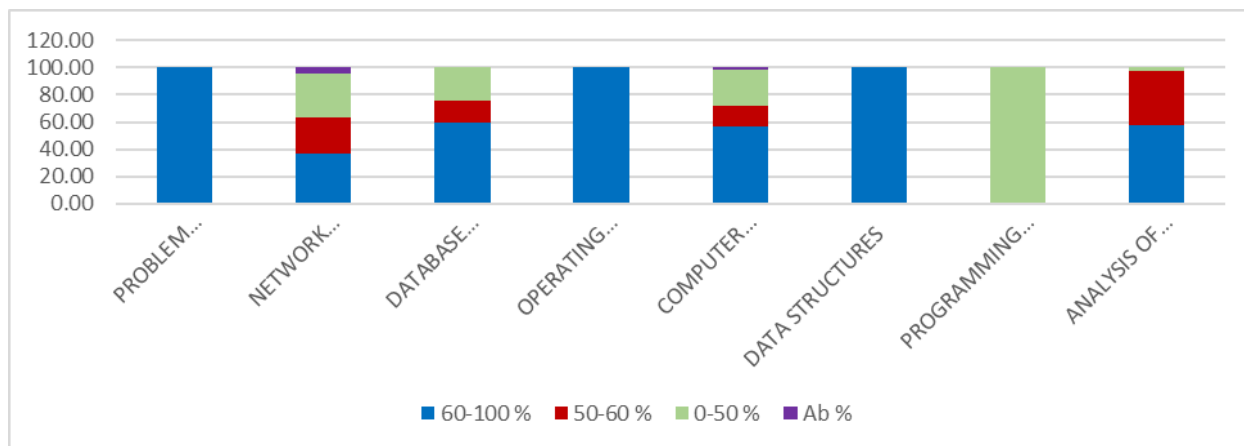
The result analysis key highlights are:

- 1) For the subjects of Computer Science, 54, 53 and 40 students have enrolled for examination in first, second and third year respectively in the academic year 2021-22.

- 2) All the enrolled students have secured in the range 60-100% marks in the following subjects: Problem Solving using *Computer, Operating System and Data Structures*
- 3) Students have underperformed in Programming in Java as compared to the other subjects.
- 4) The students' academic performance has been better in semester III and V than the other semesters.

S.No.	Sem	No. of Students	Subject	Sub. Code	60-100 %	50-60 %	0-50 %	Ab %	Total %
1	1	54	PROBLEM SOLVING USING COMPUTER	42341102	100	0	0	0	100
2	1	22	NETWORK ANALYSIS	42511101	36.36	27.27	31.82	4.55	100
3	2	54	DATABASE MANAGEMENT SYSTEM	42341202	59.26	16.67	24.07	0	100
4	3	53	OPERATING SYSTEM	42344304	100	0	0	0	100
5	4	53	COMPUTER SYSTEM ARCHITECTURE	42344403	56.6	15.09	26.42	1.89	100
6	5	40	DATA STRUCTURES	42347501	100	0	0	0	100
7	5	1	PROGRAMMING IN JAVA	42347901	0	0	100	0	100
8	6	40	ANALYSIS OF ALGORITHMS (DSE-1B)	42347606	57.5	40	2.5	0	100

Table 4: The students' results classified into marks-wise groups and number of absent students



Graph 4: Subject-wise Students' results

RESULT ANALYSIS: Department of Economics

Academic year 2021-22

The results analysis of the Department of Economics students is a blend of students' performance. Few semesters have witnessed better results than others. The results have also varied with distinct subjects. Some subjects have shown a bias scoring pattern of students' performance. Whereas several subjects have shown an evenly scattered marks' pattern. After gathering the data of students' marks on a yearly basis, they have been detailed further. It has also been observed that a students' performance may pragmatically be analyzed by classifying them into three groups as 0-50%, 50-60% and 60-100%. Further, the number of students who have appeared for the examination have also been listed in the table.

The result has been discussed in the tabular layout in regards to the marks secured pattern of students' examination results. The percentage approach has been considered to analyze the result where the number of students has been categorically listed among three groups. The students' performance as a percentage number of students has been highlighted among the same three groups.

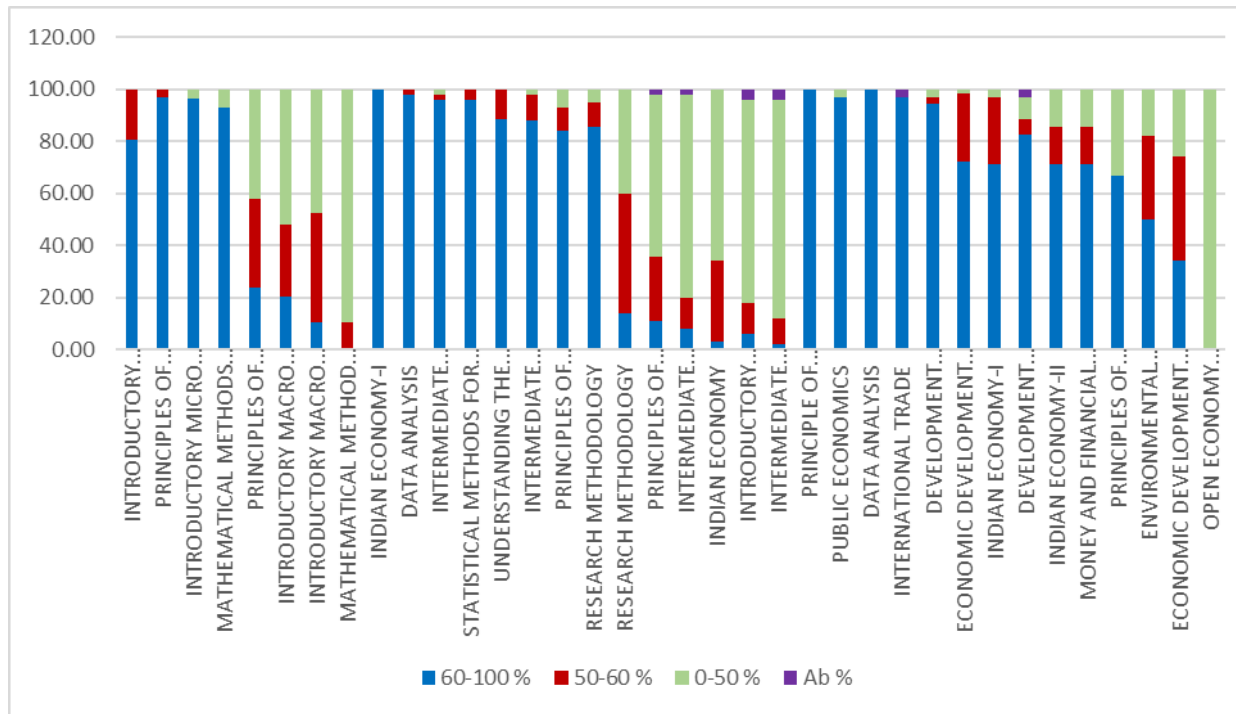
The result analysis key highlights are:

- 1) In the course of BA(Hons) Economics, 29, 50 and 35 students have enrolled for examination in first, second and third year respectively in the academic year 2021-22.
- 2) All the students, who have enrolled for the below mentioned subjects have qualified with a score of 60-100% marks: Indian Economy-I, Principles of Microeconomics and Data Analysis.
- 3) For the following subjected the performance of the students was average as majority students scored marks in 0-50%: Principles of Microeconomic- II , Introductory Macroeconomics, Mathematical Methods in Economics-II, Intermediate Microeconomics- II, Indian Economy, Introductory Econometrics, Intermediate Macroeconomics-II and Open Economy Macroeconomics. Hence, the prospective measures have been planned by the College for the welfare of students.
- 4) The students' academic performance has been better in semester I and II than the other semesters.

S.No.	Sem	No. of Students	Subject	Sub. Code	60-100 %	50-60 %	0-50 %	Ab %	Total %
1	1	26	INTRODUCTORY MICROECONOMICS-I	12275101	80.77	19.23	0	0	100
2	1	100	PRINCIPLES OF MICROECONOMICS-I	62271101	97	3	0	0	100
3	1	29	INTRODUCTORY MICRO ECONOMICS	12271101	96.55	0	3.45	0	100
4	1	29	MATHEMATICAL METHODS FOR ECONOMICS-1	12271102	93.1	0	6.9	0	100
5	2	100	PRINCIPLES OF MICROECONOMICS-II	62271201	24	34	42	0	100
6	2	29	INTRODUCTORY MACRO ECONOMICS	12271201	20.69	27.59	51.72	0	100
7	2	19	INTRODUCTORY MACRO ECONOMICS	12275201	10.53	42.11	47.37	0	100
8	2	29	MATHEMATICAL METHOD IN ECONOMICS-2	12271202	0	10.34	89.66	0	100
9	3	25	INDIAN ECONOMY-I	12275301	100	0	0	0	100
10	3	50	DATA ANALYSIS	12273303	98	2	0	0	100
11	3	50	INTERMEDIATE MICROECONOMICS-1	12271301	96	2	2	0	100
12	3	50	STATISTICAL METHODS FOR ECONOMICS-1	12271303	96	4	0	0	100
13	3	60	UNDERSTANDING THE ECONOMIC SURVEY AND UNION BUDGET	62273326	88.33	11.67	0	0	100
14	3	50	INTERMEDIATE MACROECONOMICS-1	12271302	88	10	2	0	100
15	3	89	PRINCIPLES OF MACROECONOMICS-I	62274301	84.27	8.99	6.74	0	100
16	4	42	RESEARCH METHODOLOGY	62273426	85.71	9.52	4.76	0	100
17	4	50	RESEARCH METHODOLOGY	12273404	14	46	40	0	100
18	4	89	PRINCIPLES OF MACROECONOMICS-II	62274403	11.24	24.72	61.8	2.25	100
19	4	50	INTERMEDIATE MICROECONOMICS-2	12271401	8	12	78	2	100
20	4	32	INDIAN ECONOMY	12275401	3.13	31.25	65.63	0	100
21	4	50	INTRODUCTORY ECONOMETRICS	12271403	6	12	78	4	100
22	4	50	INTERMEDIATE MACROECONOMICS-2	12271402	2	10	84	4	100
23	5	9	PRINCIPLE OF MICROECONOMICS (GENERIC)	62275504	100	0	0	0	100
24	5	35	PUBLIC ECONOMICS	12277507	97.14	0	2.86	0	100

25	5	18	DATA ANALYSIS	62273506	100	0	0	0	100
26	5	35	INTERNATIONAL TRADE	12277509	97.14	0	0	2.86	100
27	5	35	DEVELOPMENT ECONOMICS-1	12271502	94.29	2.86	2.86	0	100
28	5	58	ECONOMIC DEVELOPMENT AND POLICY IN INDIA-I	62277503	72.41	25.86	1.72	0	100
29	5	35	INDIAN ECONOMY-I	12271501	71.43	25.71	2.86	0	100
30	6	35	DEVELOPMENT ECONOMICS-II	12271602	82.86	5.71	8.57	2.86	100
31	6	35	INDIAN ECONOMY-II	12271601	71.43	14.29	14.29	0	100
32	6	35	MONEY AND FINANCIAL MARKETS (DSE-3)	12277606	71.43	14.29	14.29	0	100
33	6	6	PRINCIPLES OF MACROECONOMICS (GE)	62275604	66.67	0	33.33	0	100
34	6	34	ENVIRONMENTAL ECONOMICS (DSE-3)	12277608	50	32.35	17.65	0	100
35	6	58	ECONOMIC DEVELOPMENT AND POLICY IN INDIA - II (DSE-2B)	62277603	34.48	39.66	25.86	0	100
36	6	1	OPEN ECONOMY MACROECONOMICS	12277614	0	0	100	0	100

Table 5: The students' results classified into marks-wise groups and number of absent students



Graph 5: Subject-wise Students' results

RESULT ANALYSIS: Department of English

Academic year 2021-22

The results analysis of the Department of English students is a blend of students' performance. Few semesters have witnessed better results than others. The results have also varied with distinct subjects. Some subjects have shown a bias scoring pattern of students' performance. Whereas several subjects have shown an evenly scattered marks' pattern. After gathering the data of students' marks on a yearly basis, they have been detailed further. It has also been observed that a students' performance may pragmatically be analyzed by classifying them into three groups as 0-50%, 50-60% and 60-100%. Further, the number of students who have appeared for the examination have also been listed in the table.

The result has been discussed in the tabular layout in regards to the marks secured pattern of students' examination results. The percentage approach has been considered to analyze the result where the number of students has been categorically listed among three groups. The students' performance as a percentage number of students has been highlighted among the same three groups.

The result analysis key highlights are:

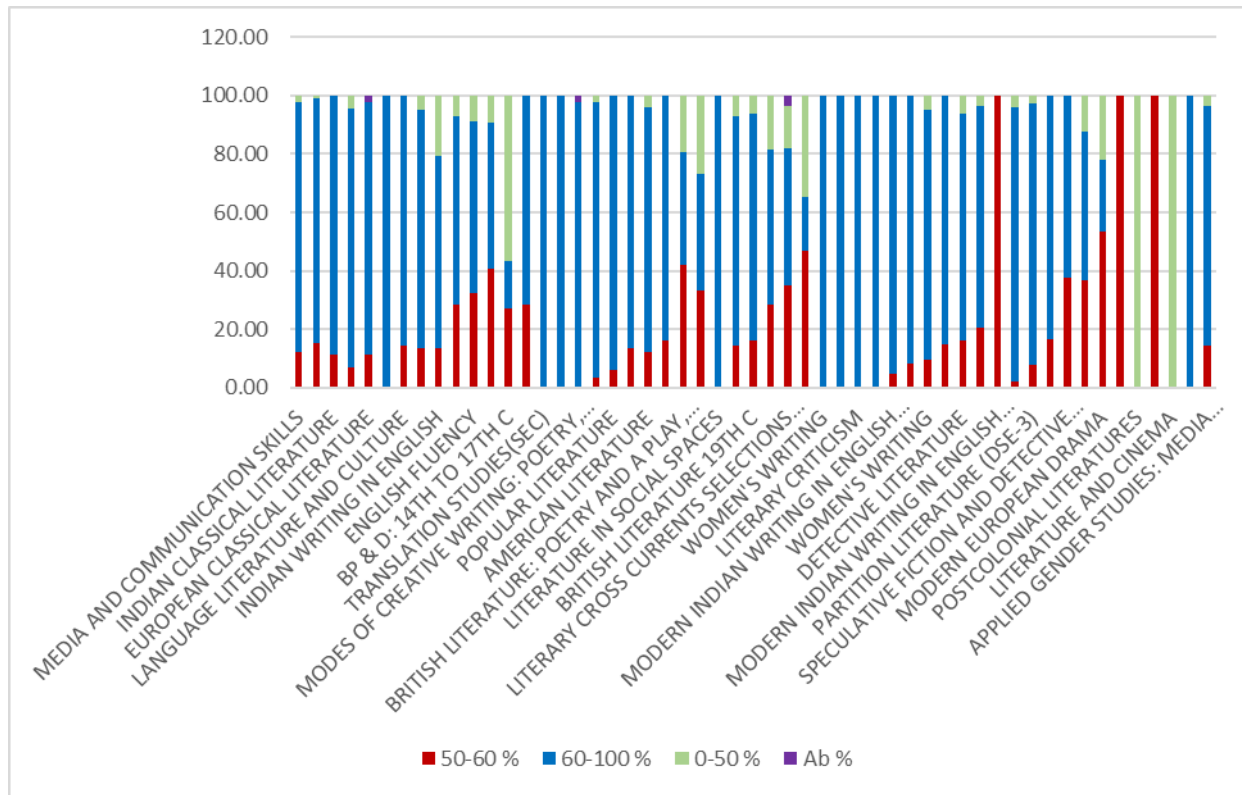
- 1) In the course of BA(Hons) English, 44, 49 and 41 students have enrolled for examination in first, second and third year respectively in the academic year 2021-22.
- 2) All the enrolled students have secured in the range 60-100% in the following subjects : *English Proficiency, Translation Studies, Literature in Social Spaces, Women's Writing, British Lit: The Early 20th C, Literary Criticism.*
- 3) The performance of the students was average in the following subjects: BP & D: 14th to 17th C, Indian Writing in English, Contemporary India: Women and Empowerment, British Romantic Literature, Post Colonial Literatures, and Literature and Cinema. Hence, the requisite remedial measures have been recommended by the College towards the betterment of students.
- 4) The students' academic performance has been better in semester V and VI than the other semesters.

S.No.	Sem	No. of Students	Subject	Sub. Code	60-100 %	50-60 %	0-50 %	Ab %	Total %
1	1	41	MEDIA AND COMMUNICATION SKILLS	12035902	85.37	12.2	2.44	0	100
2	1	409	ENGLISH-A (AECC)	72032801	83.62	15.4	0.98	0	100
3	1	44	INDIAN CLASSICAL LITERATURE	12031101	88.64	11.36	0	0	100
4	1	70	SELECTIONS FROM INDIVIDUAL AND SOCIETY: ESSAYS, STORIES AND POEMS, (PEARSON/LONGMAN, 2005)	62034101	88.57	7.14	4.29	0	100
5	1	44	EUROPEAN CLASSICAL LITERATURE	12031102	86.36	11.36	0	2.27	100
6	2	3	ENGLISH PROFICIENCY	62031207	100	0	0	0	100
7	2	7	LANGUAGE LITERATURE AND CULTURE	12035907	85.71	14.29	0	0	100
8	2	202	ENGLISH LANGUAGE THROUGH LITERATURE	62031205	81.68	13.37	4.95	0	100
9	2	44	INDIAN WRITING IN ENGLISH	12031201	65.91	13.64	20.45	0	100
10	2	70	SELECTIONS (POEMS, SHORT STORIES) FROM MODERN INDIAN LITERATURE	62031201	64.29	28.57	7.14	0	100
11	2	34	ENGLISH FLUENCY	62031206	58.82	32.35	8.82	0	100
12	2	32	LANGUAGE LITERATURE AND CULTURE	12035907	50	40.63	9.38	0	100
13	2	44	BP & D: 14TH TO 17TH C	12031202	15.91	27.27	56.82	0	100
14	3	14	ACADEMIC WRITING AND COMPOSITION	12035901	71.43	28.57	0	0	100
15	3	51	TRANSLATION STUDIES(SEC)	12033904	100	0	0	0	100
16	3	6	ENGLISH PROFICIENCY (ENGLISH-C)	62031903	100	0	0	0	100
17	3	49	MODES OF CREATIVE WRITING: POETRY, FICTION AND DRAMA	12033914	97.96	0	0	2.04	100
18	3	144	ENGLISH LANGUAGE THROUGH LITERATURE	62031901	94.44	3.47	2.08	0	100
19	3	49	POPULAR LITERATURE	12031302	93.88	6.12	0	0	100
20	3	52	ENGLISH FLUENCY (ENGLISH-B)	62031902	86.54	13.46	0	0	100
21	3	49	AMERICAN LITERATURE	12031301	83.67	12.24	4.08	0	100
22	3	49	BP&D: 17 & 18C	12031303	83.67	16.33	0	0	100

23	3	83	BRITISH LITERATURE: POETRY AND A PLAY, SELECTIONS FROM LIVING LITERATURES: AN ANTHOLOGY OF PROSE AND POETRY	62034303	38.55	42.17	19.28	0	100
24	4	15	CONTEMPORARY INDIA: WOMEN AND EMPOWERMENT	12035905	40	33.33	26.67	0	100
25	4	11	LITERATURE IN SOCIAL SPACES	12033909	100	0	0	0	100
26	4	14	MODES OF CREATIVE WRITING: POETRY, FICTION AND DRAMA	12033914	78.57	14.29	7.14	0	100
27	4	49	BRITISH LITERATURE 19TH C	12031403	77.55	16.33	6.12	0	100
29	4	49	BRITISH LITERATURE 18C	12031401	53.06	28.57	18.37	0	100
30	4	83	LITERARY CROSS CURRENTS SELECTIONS FROM LIVING LITERATURES-AN ANTHOLOGY OF PROSE AND POETRY EDS.VINAY SOOD, ET AL. ORIENT LONGMAN	62034401	46.99	34.94	14.46	3.61	100
31	4	49	BRITISH ROMANTIC LITERATURE	12031402	18.37	46.94	34.69	0	100
32	5	1	WOMEN'S WRITING	12031501 OC	100	0	0	0	100
33	5	1	BRITISH LIT: THE EARLY 20TH C	12031502 OC	100	0	0	0	100
34	5	1	LITERARY CRITICISM	12037506_ OC	100	0	0	0	100
35	5	41	BRITISH LIT: THE EARLY 20TH C	12031502	100	0	0	0	100
36	5	41	MODERN INDIAN WRITING IN ENGLISH TRANSLATION	12037501	95.12	4.88	0	0	100
37	5	36	CONTEMPORARY INDIA: WOMEN AND EMPOWERMENT (SEC)	62035922	91.67	8.33	0	0	100
38	5	41	WOMEN'S WRITING	12031501	85.37	9.76	4.88	0	100
39	5	41	LITERARY CRITICISM AND THEORY-I	12037509	85.37	14.63	0	0	100
40	5	50	DETECTIVE LITERATURE	62037501	78	16	6	0	100
41	5	29	ACADEMIC WRITING AND COMPOSITION (GE)	62035918	75.86	20.69	3.45	0	100
42	5	1	MODERN INDIAN WRITING IN ENGLISH TRANSLATION	12037501 _OC	0	100	0	0	100
43	6	50	WORLD LITERATURES (DSE-2B)	62037617	94	2	4	0	100

44	6	39	PARTITION LITERATURE (DSE-3)	12037610	89.74	7.69	2.56	0	100
45	6	6	LITERARY CRITICISM AND THEORY – 2 (DSE-3)	12037617	83.33	16.67	0	0	100
46	6	37	SPECULATIVE FICTION AND DETECTIVE LITERATURE	12037619	62.16	37.84	0	0	100
47	6	41	POSTCOLONIAL LITERATURES	12031602	51.22	36.59	12.2	0	100
48	6	41	MODERN EUROPEAN DRAMA	12031601	24.39	53.66	21.95	0	100
49	6	1	MODERN EUROPEAN DRAMA	12031601 OC	0	100	0	0	100
50	6	1	POSTCOLONIAL LITERATURES	12031602 OC	0	0	100	0	100
51	6	1	PARTITION LITERATURE (DSE-3)	12037610 _OC	0	100	0	0	100
52	6	1	LITERATURE AND CINEMA	12037614_ OC	0	0	100	0	100
53	1&2	22	INTRODUCTION TO CREATIVE WRITING FOR MEDIA	12033912	100	0	0	0	100
54	1&2	28	APPLIED GENDER STUDIES: MEDIA LITERACIES (SEC)	12033916	82.14	14.29	3.57	0	100

Table 6: The students' results classified into marks-wise groups and number of absent students



Graph 6: Subject-wise Students' results

RESULT ANALYSIS: ENVIRONMENTAL SCIENCE

Academic year 2021-22

The results analysis of the Environmental Science students is a blend of students' performance. Few semesters have witnessed better results than others. The results have also varied with distinct subjects. Some subjects have shown a bias scoring pattern of students' performance. Whereas several subjects have shown an evenly scattered marks' pattern. After gathering the data of students' marks on a yearly basis, they have been detailed further. It has also been observed that a students' performance may pragmatically be analyzed by classifying them into three groups as 0-50%, 50-60% and 60-100%. Further, the number of students who have appeared for the examination have also been listed in the table.

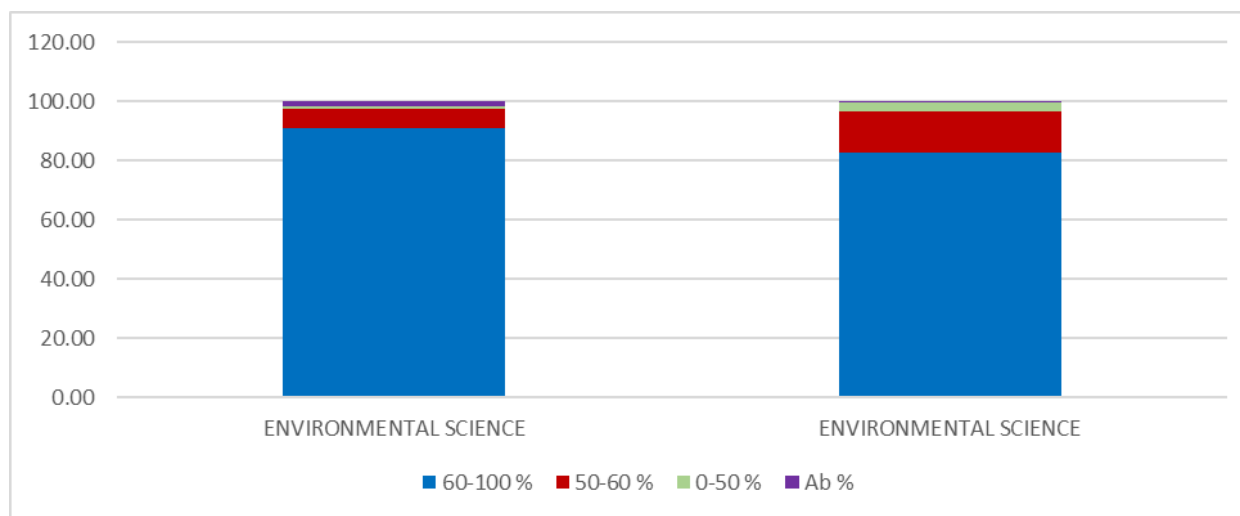
The result has been discussed in the tabular layout in regards to the marks secured pattern of students' examination results. The percentage approach has been considered to analyze the result where the number of students has been categorically listed among three groups. The students' performance as a percentage number of students has been highlighted among the same three groups. The result analysis key highlights are:

- 1) For Environmental Science, 124 and 518 students have enrolled for examination in first and second semester in the academic year 2021-22.

2) The students' academic performance has been better in semester I than II semesters.

S.No.	Sem	No. of Students	Subject	Sub. Code	60-100 %	50-60 %	0-50 %	Ab %	Total %
1	1	124	ENVIRONMENTAL SCIENCE	72182801	91.13	6.45	0.81	1.61	100
2	2	518	ENVIRONMENTAL SCIENCE	72182801	82.63	14.09	3.09	0.19	100

Table 7: The students' results classified into marks-wise groups and number of absent students



Graph 7: Subject-wise Students' results

RESULT ANALYSIS: Department of Hindi

Academic year 2021-22

The results analysis of the Department of Hindi students is a blend of students' performance. Few semesters have witnessed better results than others. The results have also varied with distinct subjects. Some subjects have shown a bias scoring pattern of students' performance. Whereas several subjects have shown an evenly scattered marks' pattern. After gathering the data of students' marks on a yearly basis, they have been detailed further. It has also been observed that a students' performance may pragmatically be analyzed by classifying them into three groups as 0-50%, 50-60% and 60-100%. Further, the number of students who have appeared for the examination have also been listed in the table.

The result has been discussed in the tabular layout in regards to the marks secured pattern of students' examination results. The percentage approach has been considered to analyze the result where the number of students has been categorically listed among three groups. The students' performance as a percentage number of students has been highlighted among the same three groups.

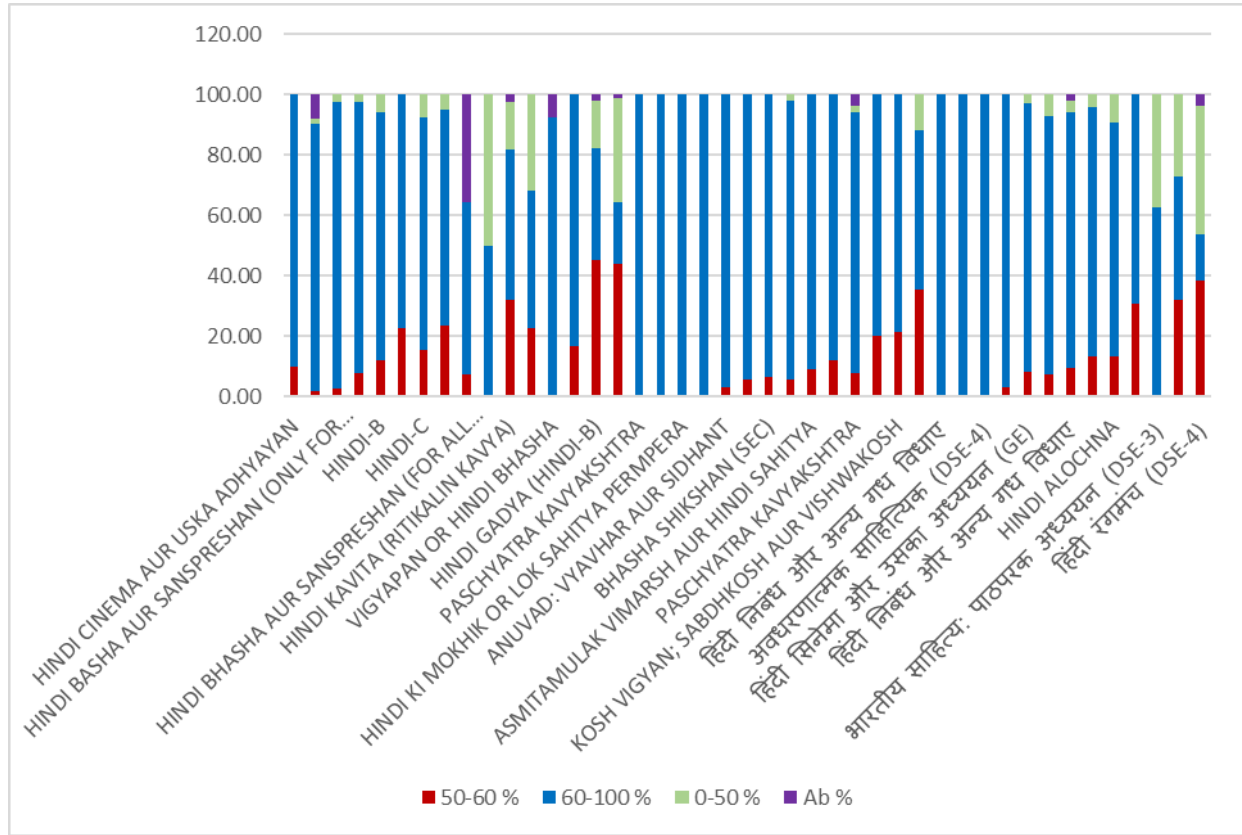
The result analysis key highlights are:

- 1) In the following subjects most of the students obtained marks in the category 60-100%: Hindi Bhasha Aur Sanspreshan, Hindi Basha Aur Sanspreshan, Hindi Bhasha Aur Uski Lipi Ka Itihas, Anuvad: Vyavhar Aur Sidhant, Hindi-B, Hindi Natk/Akanki, Paschyatra Kavyakshtra, Computer aur Hindi Bhasha, Hindi Cinema aur uska Adhyayan, Hindi Nibandh aur anya gadya vidyaye.
- 2) In the three subjects, students have relatively shown average performance where majority students obtained marks in the bracket 0-50%: Hindi Rangmanch(42.31%). Hence, there exists a potential among students to perform better in these papers. The performance in other subjects has been relatively better across years.

S.No.	Sem	No. of Students	Subject	Sub. Code	60-100 %	50-60 %	0-50 %	Ab %	Total %
1	1	10	HINDI CINEMA AUR USKA ADHYAYAN	12055103	90	10	0	0	100
2	1	62	HINDI BHASHA AUR SANSPRESHAN (FOR ALL HONS.)	72052803	88.71	1.61	1.61	8.06	100
3	1	39	HINDI BASHA AUR SANSPRESHAN (ONLY FOR B.A. PROG)	72052804	94.87	2.56	2.56	0	100
4	1	40	HINDI BHASHA AUR USKI LIPI KA ITIHAS	12051101	90	7.5	2.5	0	100
5	1	101	HINDI-B	62051103	82.18	11.88	5.94	0	100
6	1	40	HINDI KAVITA (ADIKAL AVAM BHAKTIKALIN SAHITYA)	12051102	77.5	22.5	0	0	100
7	1	13	HINDI-C	62051104	76.92	15.38	7.69	0	100
8	1	124	HINDI-A	62051102	71.77	23.39	4.84	0	100
9	1	14	HINDI BHASHA AUR SANSPRESHAN (FOR ALL HONS.)	72052803	57.14	7.14	0	35.71	100
10	2	2	PATKATHA AVAM SAMVAD LEKHAN (GENERIC)	12055206	50	0	50	0	100
11	2	44	HINDI KAVITA (RITIKALIN KAVYA)	12051202	50	31.82	15.91	2.27	100
12	2	44	HINDI SAHITYA KA TIHAS (ADIKAL AUR MADHYAKAL)	12051201	45.45	22.73	31.82	0	100
13	4	13	VIGYAPAN OR HINDI BHASHA	62053408	92.31	0	0	7.69	100
14	4	6	HINDI GADHYA KA UDBAV AUR VIKAS HINDI-C	62051413	83.33	16.67	0	0	100
15	4	102	HINDI GADYA (HINDI-B)	62051412	37.25	45.1	15.69	1.96	100
16	4	93	AADHUNIK BHARTIYA BHASHA (HINDI-A)	62051404	20.43	44.09	34.41	1.08	100
17	5	1	PASCHYATRA KAVYAKSHTRA	12051501 OC	100	0	0	0	100
18	5	1	HINDI NATK/AKANKI	12051502 OC	100	0	0	0	100
19	5	1	HINDI KI MOKHIK OR LOK SAHITYA PERMPERA	12057501_OC	100	0	0	0	100
20	5	1	HINDI BHASHA KA VYAVAHRIC VYAKARAN	12057502_OC	100	0	0	0	100

21	5	67	ANUVAD: VYAVHAR AUR SIDHANT	62055501	97.01	2.99	0	0	100
22	5	18	HINDI BHASHA KA VYAVAHARIC VYAKARAN	12057502	94.44	5.56	0	0	100
23	5	31	BHASHA SHIKSHAN (SEC)	62053512	93.55	6.45	0	0	100
24	5	53	HINDI NATK/AKANKI	12051502	92.45	5.66	1.89	0	100
25	5	22	ASMITAMULAK VIMARSH AUR HINDI SAHITYA	12057503	90.91	9.09	0	0	100
26	5	17	BHARTIYAAUR PASCHATYARANGMANCH SIDDANT	12057504	88.24	11.76	0	0	100
27	5	53	PASCHYATRA KAVYAKSHTRA	12051501	86.79	7.55	1.89	3.77	100
28	5	15	BHARTIYA SAHITYA KI SANKSHIPT RUPREKHA	12057505	80	20	0	0	100
29	5	14	KOSH VIGYAN; SABDHKOSH AUR VISHWAKOSH	12057506	78.57	21.43	0	0	100
30	5	17	HINDI KI MOKHIK OR LOK SAHITYA PERMPERA	12057501	52.94	35.29	11.76	0	100
31	6	1	हिंदी निबंध और अन्य गद्य विधाए	12051602 OC	100	0	0	0	100
32	6	1	लोकनाट्य (DSE-3)	12057607_OC	100	0	0	0	100
33	6	1	अवधरणात्मक साहित्यिक (DSE-4)	12057611_OC	100	0	0	0	100
34	6	33	कंप्यूटर और हिंदी भाषा	62053612	96.97	3.03	0	0	100
35	6	75	हिंदी सिनेमा और उसका अध्ययन (GE)	62055634	89.33	8	2.67	0	100
36	6	14	अवधरणात्मक साहित्यिक (DSE-4)	12057611	85.71	7.14	7.14	0	100
37	6	53	हिंदी निबंध और अन्य गद्य विधाए	12051602	84.91	9.43	3.77	1.89	100
38	6	23	लोकनाट्य (DSE-3)	12057607	82.61	13.04	4.35	0	100
39	6	53	Hindi Alochna	12051601	77.36	13.21	9.43	0	100
40	6	13	शोध-प्रविधि (DSE-4)	12057610	69.23	30.77	0	0	100
41	6	8	भारतीय साहित्य: पाठपरक अध्ययन (DSE-3)	12057609	62.5	0	37.5	0	100
42	6	22	हिंदी का भाषिक विविधताये (DSE-3)	12057608	40.91	31.82	27.27	0	100
43	6	26	हिंदी रंगमंच (DSE-4)	12057612	15.38	38.46	42.31	3.85	100

Table 8: The students' results classified into marks-wise groups and number of absent students



Graph 8: Subject-wise Students' results

RESULT ANALYSIS: Department of History

Academic year 2021-22

The results analysis of the Department of History students is a blend of students' performance. Few semesters have witnessed better results than others. The results have also varied with distinct subjects. Some subjects have shown a bias scoring pattern of students' performance. Whereas several subjects have shown an evenly scattered marks' pattern. After gathering the data of students' marks on a yearly basis, they have been detailed further. It has also been observed that a students' performance may pragmatically be analyzed by classifying them into three groups as 0-50%, 50-60% and 60-100%. Further, the number of students who have appeared for the examination have also been listed in the table.

The result has been discussed in the tabular layout in regards to the marks secured pattern of students' examination results. The percentage approach has been considered to analyze the result where the number of students has been categorically listed among three groups. The students' performance as a percentage number of students has been highlighted among the same three groups.

The result analysis key highlights are:

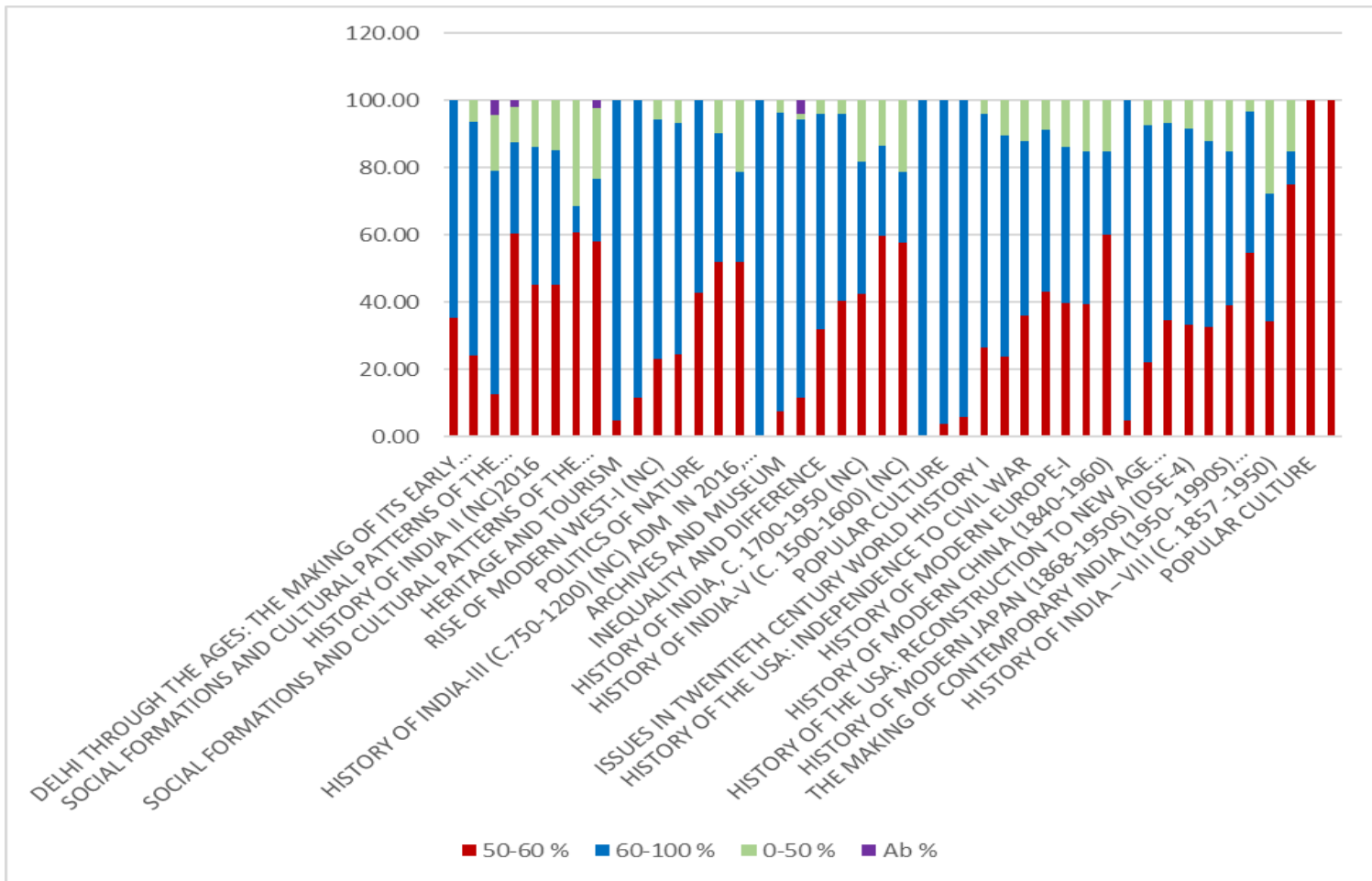
- 1) In the course of BA(Hons) History, 48, 52 and 58 students have enrolled for examination in first, second and third year respectively in the academic year 2021-22.
- 2) Most of the students have secured in the range 60-100% in the following subjects: Heritage and Tourism, Understanding Heritage (NC), Archives and Museum, Indian Art and Architecture (NC), Popular Culture, Women in Indian History (Generic) and Understanding Text, Rituals and Orality in Indian History (SEC).
- 3) A subject namely: Social Formations and Cultural Patterns of the Ancient and Medieval World (31.37%) has relatively shown average performance of the students. Hence, the requisite remedial measures have been recommended by the College towards the betterment of students.

S.No.	Sem	No. of Students	Subject	Sub. Code	60-100 %	50-60 %	0-50 %	Ab %	Total %
1	1	34	DELHI THROUGH THE AGES: THE MAKING OF ITS EARLY MODERN HISTORY	12315110	64.71	35.29	0	0	100
2	1	95	HISTORY OF INDIA FROM EARLIEST TIMES UPTO 300 CE (NC) ADMISSION IN 2016 & 2018	62311103	69.47	24.21	6.32	0	100
3	1	48	SOCIAL FORMATIONS AND CULTURAL PATTERNS OF THE ANCIENT WORLD-I (OC) ADM IN 2016, 2017 AND 2018	12311104	66.67	12.5	16.67	4.17	100
4	1	48	HISTORY OF INDIA-I (NC) ADM IN 2016,2017 AND 2018	12311103	27.08	60.42	10.42	2.08	100
5	2	51	HISTORY OF INDIA II (NC)2016	12311203	41.18	45.1	13.73	0	100
6	2	95	HISTORY OF INDIA, C.300 TO 1200 (NC) ADMISSION IN 2016 & 2017	62311204	40	45.26	14.74	0	100
7	2	51	SOCIAL FORMATIONS AND CULTURAL PATTERNS OF THE ANCIENT AND MEDIEVAL WORLD	12311204	7.84	60.78	31.37	0	100
8	2	43	DELHI THROUGH THE AGES: FROM COLONIAL TO CONTEMPORARY TIMES	12315212	18.6	58.14	20.93	2.33	100
9	3	21	HERITAGE AND TOURISM	62313364	95.24	4.76	0	0	100
10	3	52	UNDERSTANDING HERITAGE (NC)	12313352	88.46	11.54	0	0	100
11	3	52	RISE OF MODERN WEST-I (NC)	12311347	71.15	23.08	5.77	0	100
12	3	61	HISTORY OF INDIA, C. 1200-1700 (NC)	62314360	68.85	24.59	6.56	0	100
13	3	7	POLITICS OF NATURE	12315356	57.14	42.86	0	0	100
14	3	52	HISTORY OF INDIA-IV (C.1200-1500) (NC) ADM IN 2016 AND 2017	12311348	38.46	51.92	9.62	0	100
15	3	52	HISTORY OF INDIA-III (C.750-1200) (NC) ADM IN 2016, 2017, 2018	12311346	26.92	51.92	21.15	0	100
16	4	1	HISTORIES OF INEQUALITIES	62311466	100	0	0	0	100
17	4	27	ARCHIVES AND MUSEUM	62313466	88.89	7.41	3.7	0	100

18	4	52	INDIAN ART AND ARCHITECTURE (NC)	12313405	82.69	11.54	1.92	3.85	100
19	4	25	INEQUALITY AND DIFFERENCE	12315406	64	32	4	0	100
20	4	52	HISTORY OF INDIA-VI (C. 1750-1857)	12311407	55.77	40.38	3.85	0	100
21	4	61	HISTORY OF INDIA, C. 1700-1950 (NC)	62314402	39.34	42.62	18.03	0	100
22	4	52	RISE OF THE MODERN WEST- II (NC)	12311405	26.92	59.62	13.46	0	100
23	4	52	HISTORY OF INDIA-V (C. 1500-1600) (NC)	12311406	21.15	57.69	21.15	0	100
24	5	1	ISSUES IN WORLD HISTORY-I (THE 20TH CENTURY)	62317517	100	0	0	0	100
25	5	25	POPULAR CULTURE	62313518	96	4	0	0	100
26	5	17	WOMEN IN INDIAN HISTORY (GENERIC)	62315515	94.12	5.88	0	0	100
27	5	75	ISSUES IN TWENTIETH CENTURY WORLD HISTORY I	62317520	69.33	26.67	4	0	100
28	5	38	GLOBAL ECOLOGICAL HISTORIES	12317518	65.79	23.68	10.53	0	100
29	5	25	HISTORY OF THE USA: INDEPENDENCE TO CIVIL WAR	12317515	52	36	12	0	100
30	5	58	HISTORY OF INDIA-VII	12311504	48.28	43.1	8.62	0	100
31	5	58	HISTORY OF MODERN EUROPE-I	12311503	46.55	39.66	13.79	0	100
32	5	33	HISTORY OF THE USSR: FROM REVOLUTION TO WORLD WAR II (1917 - 1945) (NC)	12317509	45.45	39.39	15.15	0	100
33	5	20	HISTORY OF MODERN CHINA (1840-1960)	12317512	25	60	15	0	100
34	6	21	UNDERSTANDING TEXT, RETUALS AND ORALITY IN INDIAN HISTORY (SEC)	62313620	95.24	4.76	0	0	100
35	6	27	HISTORY OF THE USA: RECONSTRUCTION TO NEW AGE POLITICS (DSE-3)	12317608	70.37	22.22	7.41	0	100
36	6	75	ISSUES IN TWENTIETH CENTUARY WORLD HISTORY II (DSE-2B)	62317641	58.67	34.67	6.67	0	100
37	6	12	HISTORY OF MODERN JAPAN (1868-1950S) (DSE-4)	12317617	58.33	33.33	8.33	0	100
38	6	58	HISTORY OF MODERN EUROPE – II	12311604	55.17	32.76	12.07	0	100

39	6	46	THE MAKING OF CONTEMPORARY INDIA (1950- 1990S) (DSE-4)	12317614	45.65	39.13	15.22	0	100
40	6	31	HISTORY OF THE USSR: THE SOVIET EXPERIENCE (1945 -1991) (DSE-3)	12317609	41.94	54.84	3.23	0	100
41	6	58	HISTORY OF INDIA – VIII (C. 1857 -1950)	12311603	37.93	34.48	27.59	0	100
42	6	20	NATURE IN HUMAN HISTORY (GE)	62315621	10	75	15	0	100
43	6	1	POPULAR CULTURE	62313618 _OC	0	100	0	0	100
44	6	1	ISSUES IN WORLD HISTORY-II (THE 20TH CENTURY)	62317620 OC	0	100	0	0	100

Table 9: The students' results classified into marks-wise groups and number of absent students



Graph 9: Subject-wise Students' results

RESULT ANALYSIS: Department of Mathematics

Academic year 2021-22

The results analysis of the Department of Maths students is a blend of students' performance. Few semesters have witnessed better results than others. The results have also varied with distinct subjects. Some subjects have shown a bias scoring pattern of students' performance. Whereas several subjects have shown an evenly scattered marks' pattern. After gathering the data of students' marks on a yearly basis, they have been detailed further. It has also been observed that a students' performance may pragmatically be analyzed by classifying them into three groups as 0-50%, 50-60% and 60-100%. Further, the number of students who have appeared for the examination have also been listed in the table.

The result has been discussed in the tabular layout in regards to the marks secured pattern of students' examination results. The percentage approach has been considered to analyze the result where the number of students has been categorically listed among three groups. The students' performance as a percentage number of students has been highlighted among the same three groups.

The result analysis key highlights are:

- 1) In the course of BSc(Hons) Maths, 40, 40 and 39 students have enrolled for examination in first, second and third year respectively in the academic year 2021-22.

2) The 100% students have been secured in the range 60-100% in the following subjects : Algebra, Group Theory-I, Multivariate Calculus, Theory of Real Functions, Latex and HTML, Computer Algebra Systems and Related Software, Elements of Analysis, Mathematical Typesetting System: Latex, Group Theory- II, Metric Spaces, Numerical Analysis, Probability Theory and Statistics, Transportation and Network Flow Problems, Statistical Software R.

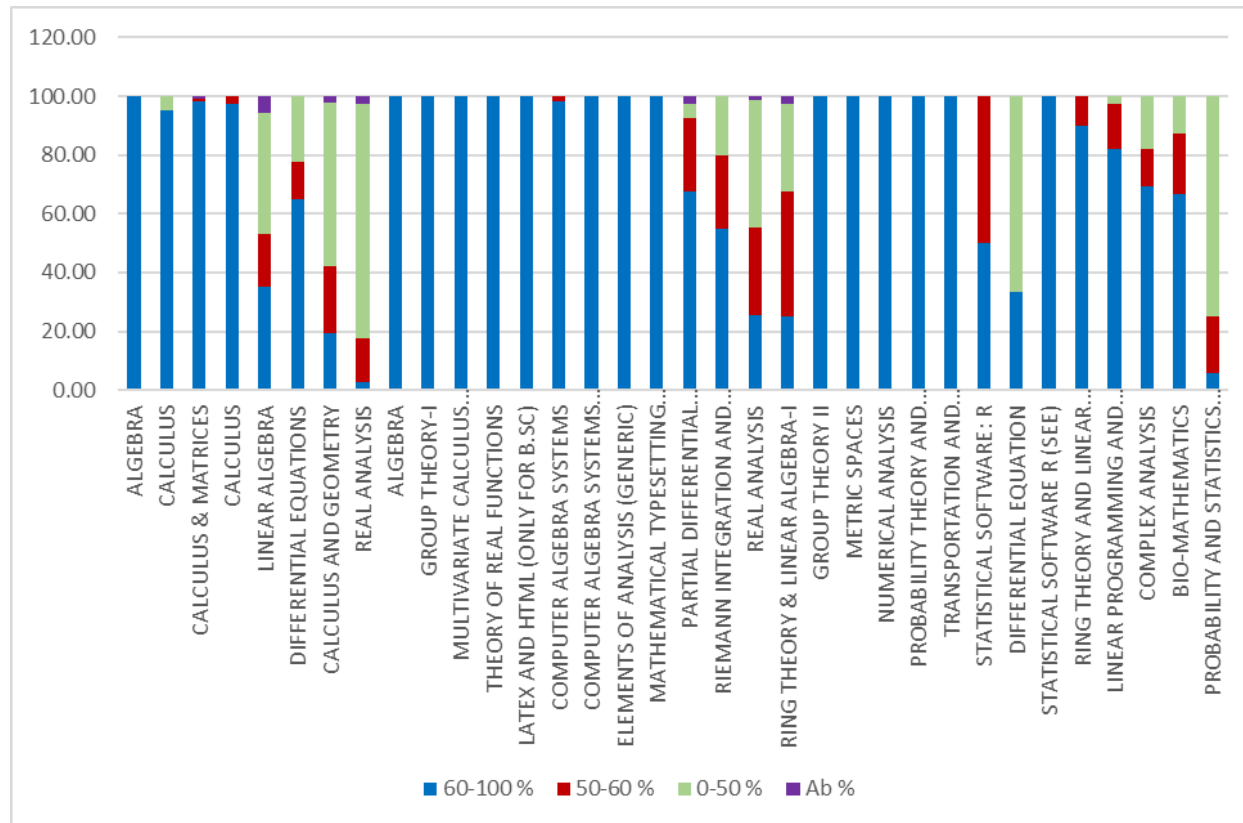
3) The three subjects namely: Real Analysis (80%), Probability and Statistics (75%), Differential Equations (66.67%) showed average performance of the students as seen from the number of students securing marks in the range 0-50% as given in the parentheses. So, the requisite remedial measures have been recommended by the College towards the betterment of students.

4) The students' academic performance has been found to be slightly below average in semester I than the other semesters.

S.NO.	Sem	No. of Students	Subject	Sub. Code	60-100 %	50-60 %	0-50 %	Ab %	Total %
1	1	40	ALGEBRA	32351102	100	0	0	0	100
2	1	21	CALCULUS	32355101	95.24	0	4.76	0	100
3	1	124	CALCULUS & MATRICES	42351101	98.39	0.81	0	0.81	100
4	1	40	CALCULUS	32351101	97.5	2.5	0	0	100
5	2	17	LINEAR ALGEBRA	32355202	35.29	17.65	41.18	5.88	100
6	2	40	DIFFERENTIAL EQUATIONS	32351202	65	12.5	22.5	0	100
7	2	124	CALCULUS AND GEOMETRY	42351201	19.35	22.58	55.65	2.42	100
8	2	40	REAL ANALYSIS	32351201	2.5	15	80	2.5	100
9	3	220	ALGEBRA	42354302	100	0	0	0	100
10	3	40	GROUP THEORY-I	32351302	100	0	0	0	100
11	3	40	MULTIVARIATE CALCULUS (INCLUDING PRACTICALS)	32351303	100	0	0	0	100
12	3	41	THEORY OF REAL FUNCTIONS	32351301	100	0	0	0	100
13	3	40	LATEX AND HTML (ONLY FOR B.SC)	32353301	100	0	0	0	100
14	3	53	COMPUTER ALGEBRA SYSTEMS	42353328	98.11	1.89	0	0	100
15	4	40	COMPUTER ALGEBRA SYSTEMS AND RELATED SOFTWARE	32353401	100	0	0	0	100
16	4	13	ELEMENTS OF ANALYSIS (GENERIC)	32355444	100	0	0	0	100
17	4	59	MATHEMATICAL TYPESETTING SYSTEM: LATEX	42353405	100	0	0	0	100
18	4	40	PARTIAL DIFFERENTIAL EQUATIONS (INCLUDING PRACTICALS)	32351401	67.5	25	5	2.5	100
19	4	40	RIEMANN INTEGRATION AND SERIES OF FUNCTIONS	32351402	55	25	20	0	100
20	4	220	REAL ANALYSIS	42354401	25.45	30	43.18	1.36	100
21	4	40	RING THEORY & LINEAR ALGEBRA-I	32351403	25	42.5	30	2.5	100
22	5	39	GROUP THEORY II	32351502	100	0	0	0	100
23	5	39	METRIC SPACES	32351501	100	0	0	0	100

24	5	39	NUMERICAL ANALYSIS	32357501	100	0	0	0	100
25	5	39	PROBABILITY THEORY AND STATISTICS	32357507	100	0	0	0	100
26	5	39	TRANSPORTATION AND NETWORK FLOW PROBLEMS	42353504	100	0	0	0	100
27	5	2	STATISTICAL SOFTWARE: R	42353503	50	50	0	0	100
28	5	3	DIFFERENTIAL EQUATION	42357501	33.33	0	66.67	0	100
29	6	35	STATISTICAL SOFTWARE R (SEE)	42353605	100	0	0	0	100
30	6	39	RING THEORY AND LINEAR ALGEBRA II	32351602	89.74	10.26	0	0	100
31	6	39	LINEAR PROGRAMMING AND APPLICATIONS	32357616	82.05	15.38	2.56	0	100
32	6	39	COMPLEX ANALYSIS	32351601	69.23	12.82	17.95	0	100
33	6	39	BIO-MATHEMATICS	32357609	66.67	20.51	12.82	0	100
34	6	156	PROBABILITY AND STATISTICS (DSE-2B)	42357602	5.77	19.23	75	0	100

Table 10: The students' results classified into marks-wise groups and number of absent students



Graph 10: Subject-wise Students' results

RESULT ANALYSIS: Department of Physical Education

Academic year 2021-22

The results analysis of the Physical Education students is a blend of students' performance. Few semesters have witnessed better results than others. The results have also varied with distinct subjects. Some subjects have shown a bias scoring pattern of students' performance. Whereas several subjects have shown an evenly scattered marks' pattern. After gathering the data of students' marks on a yearly basis, they have been detailed further. It has also been observed that a students' performance may pragmatically be analyzed by classifying them into three groups as 0-50%, 50-60% and 60-100%. Further, the number of students who have appeared for the examination have also been listed in the table.

The result has been discussed in the tabular layout in regards to the marks secured pattern of students' examination results. The percentage approach has been considered to analyze the result where the number of students has been categorically listed among three groups. The students' performance as a percentage number of students has been highlighted among the same three groups.

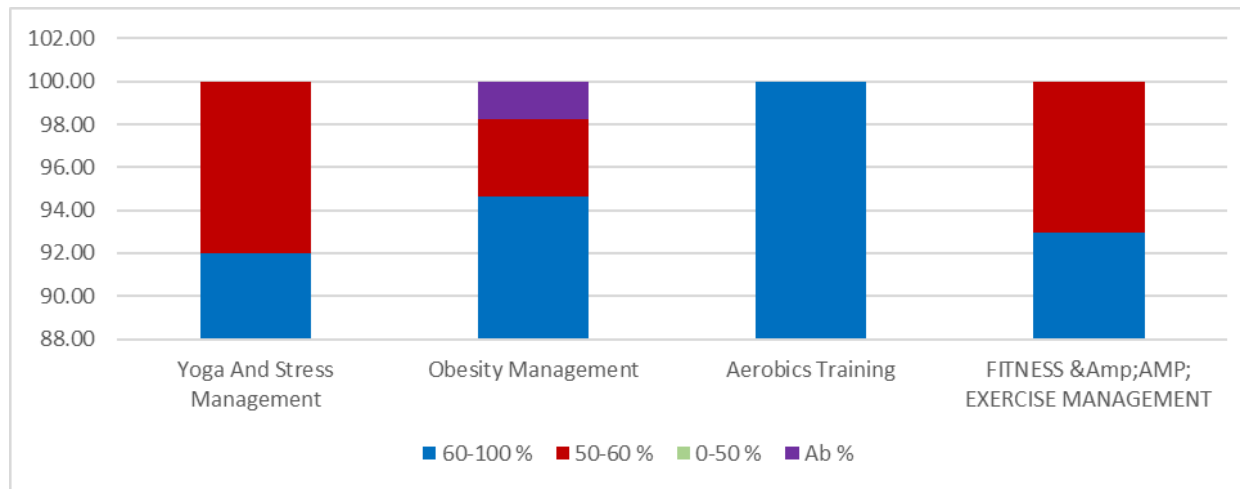
The result analysis key highlights are:

1) 25 students appeared for Yoga Stress and Management, 56 for Obesity Management, 53 for Aerobic Training, and 57 for Fitness and Amp: Exercise Management

2) The 100% students have been secured in the range 60-100% in Aerobic Training. Students' performance in other papers was also good with majority students securing marks in range 60-100%.

S.No.	Sem	No. of Students	Subject	Sub. Code	60-100 %	50-60 %	0-50 %	Ab %	Total %
1	1	25	Yoga And Stress Management	12555101	92	8	0	0	100
2	2	56	Obesity Management	12555261	94.64	3.57	0	1.79	100
3	3	53	Aerobics Training	12555324	100	0	0	0	100
4	4	57	FITNESS &AMP; EXERCISE MANAGEMENT	12555423	92.98	7.02	0	0	100

Table 11: The students' results classified into marks-wise groups and number of absent students



Graph 11: Subject-wise Students' results

RESULT ANALYSIS: Department of Physics

Academic year 2021-22

The results analysis of the Physics students is a blend of students' performance. Few semesters have witnessed better results than others. The results have also varied with distinct subjects. Some subjects have shown a bias scoring pattern of students' performance. Whereas several subjects have shown an evenly scattered marks' pattern. After gathering the data of students' marks on a yearly basis, they have been detailed further. It has also been observed that a students' performance may pragmatically be analyzed by classifying them into three groups as 0-50%, 50-60% and 60-100%. Further, the number of students who have appeared for the examination have also been listed in the table.

The result has been discussed in the tabular layout in regards to the marks secured pattern of students' examination results. The percentage approach has been considered to analyze the result where the number of students has been categorically listed among three groups. The students' performance as a percentage number of students has been highlighted among the same three groups.

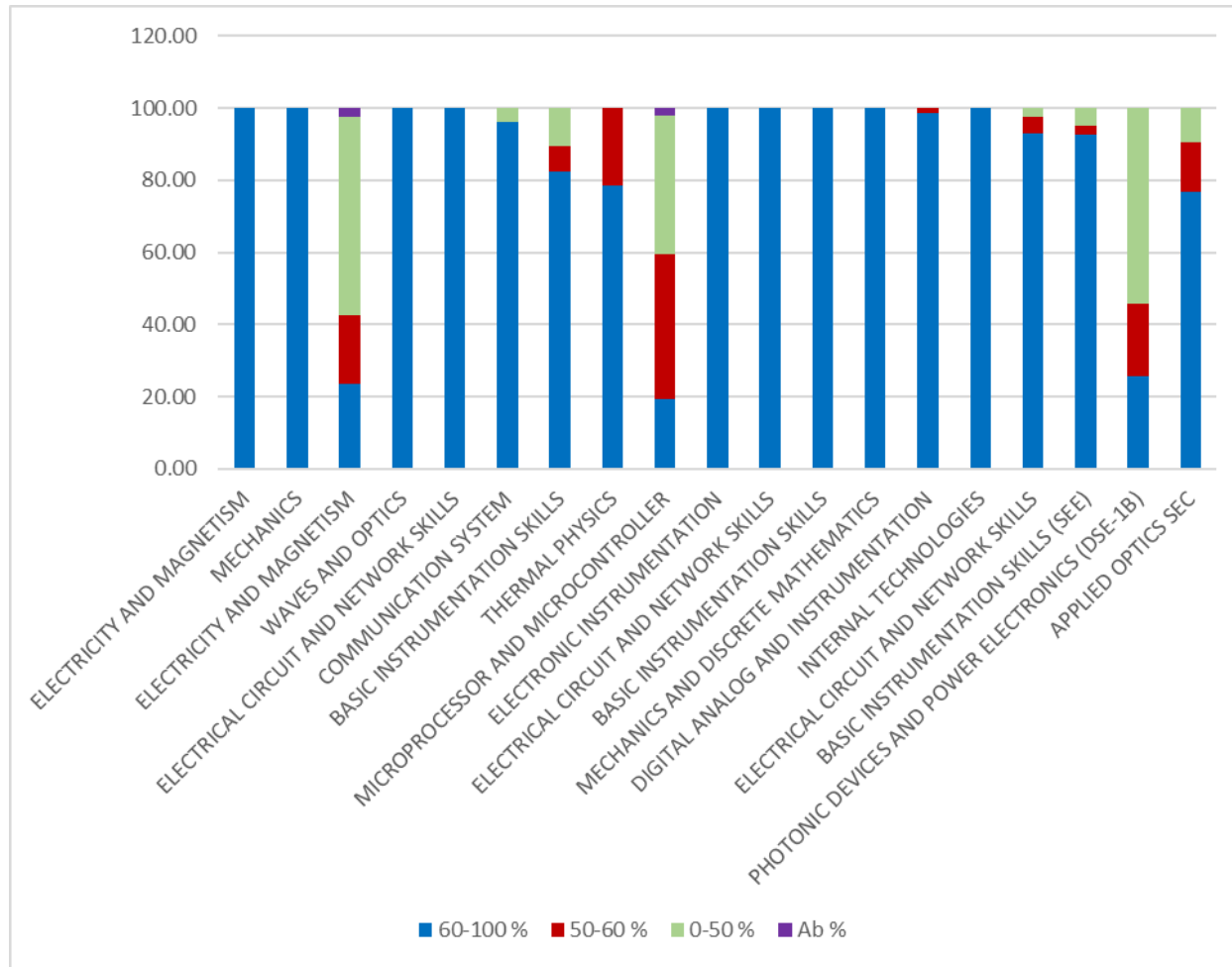
The result analysis key highlights are:

- 1) For the subjects of Physics, respective students have enrolled for examination in first, second and third year respectively in the academic year 2021-22.

- 2) The 100% students have been secured in the range 60-100% in the following subjects: Electricity and Magnetism(sem 1), Waves and Optics, Electrical Circuit and Network Skills, Electronic Instrumentation, Basic Instrumentation Skills, and Mechanics and Discrete Mathematics.
- 3) The subjects namely: Electricity and Magnetism (sem 2), and Photonic Devices and Power Electronic showed below average performance of students as majority scored in the range 0-50%. In order to improve the further marks, remedial sessions have been scheduled for the students.
- 4) The students' academic performance has been better in semester V than the other semesters.

S.No.	Sem	No. of Students	Subject	Sub. Code	60-100 %	50-60 %	0-50 %	Ab %	Total %
1	1	15	ELECTRICITY AND MAGNETISM	32225101	100	0	0	0	100
2	2	2	MECHANICS	32225201	100	0	0	0	100
3	2	124	ELECTRICITY AND MAGNETISM	42221201	23.39	19.35	54.84	2.42	100
4	3	15	WAVES AND OPTICS	32225310	100	0	0	0	100
5	3	52	ELECTRICAL CIRCUIT AND NETWORK SKILLS	32223903	100	0	0	0	100
6	3	52	COMMUNICATION SYSTEM	42514305	96.15	0	3.85	0	100
7	3	113	BASIC INSTRUMENTATION SKILLS	32223904	82.3	7.08	10.62	0	100
8	4	14	THERMAL PHYSICS	32225415	78.57	21.43	0	0	100
9	4	52	MICROPROCESSOR AND MICROCONTROLLER	42514413	19.23	40.38	38.46	1.92	100
10	5	35	ELECTRONIC INSTRUMENTATION	42517512	100	0	0	0	100
11	5	41	ELECTRICAL CIRCUIT AND NETWORK SKILLS	32223903	100	0	0	0	100
12	5	42	BASIC INSTRUMENTATION SKILLS	32223904	100	0	0	0	100
13	5	156	MECHANICS AND DISCRETE MATHEMATICS	42357502	100	0	0	0	100
14	5	79	DIGITAL ANALOG AND INSTRUMENTATION	42227530	98.73	1.27	0	0	100
15	6	1	INTERNAL TECHNOLOGIES	42347903	100	0	0	0	100
16	6	42	ELECTRICAL CIRCUIT AND NETWORK SKILLS	32223903	92.86	4.76	2.38	0	100
17	6	41	BASIC INSTRUMENTATION SKILLS (SEE)	32223904	92.68	2.44	4.88	0	100
18	6	35	PHOTONIC DEVICES AND POWER ELECTRONICS (DSE-1B)	42517615	25.71	20	54.29	0	100
19		52	APPLIED OPTICS SEC	32223908	76.92	13.46	9.62	0	100

Table 12: The students' results classified into marks-wise groups and number of absent students



Graph 12: Subject-wise Students' results

RESULT ANALYSIS: Department of Political Science

Academic year 2021-22

The results analysis of the Department of Political Science students is a blend of students' performance. Few semesters have witnessed better results than others. The results have also varied with distinct subjects. Some subjects have shown a bias scoring pattern of students' performance. Whereas several subjects have shown an evenly scattered marks' pattern. After gathering the data of students' marks on a yearly basis, they have been detailed further. It has also been observed that a students' performance may pragmatically be analyzed by classifying them into three groups as 0-50%, 50-60% and 60-100%. Further, the number of students who have appeared for the examination have also been listed in the table.

The result has been discussed in the tabular layout in regards to the marks secured pattern of students' examination results. The percentage approach has been considered to analyze the result where the number of students has been categorically listed among three groups. The students' performance as a percentage number of students has been highlighted among the same three groups.

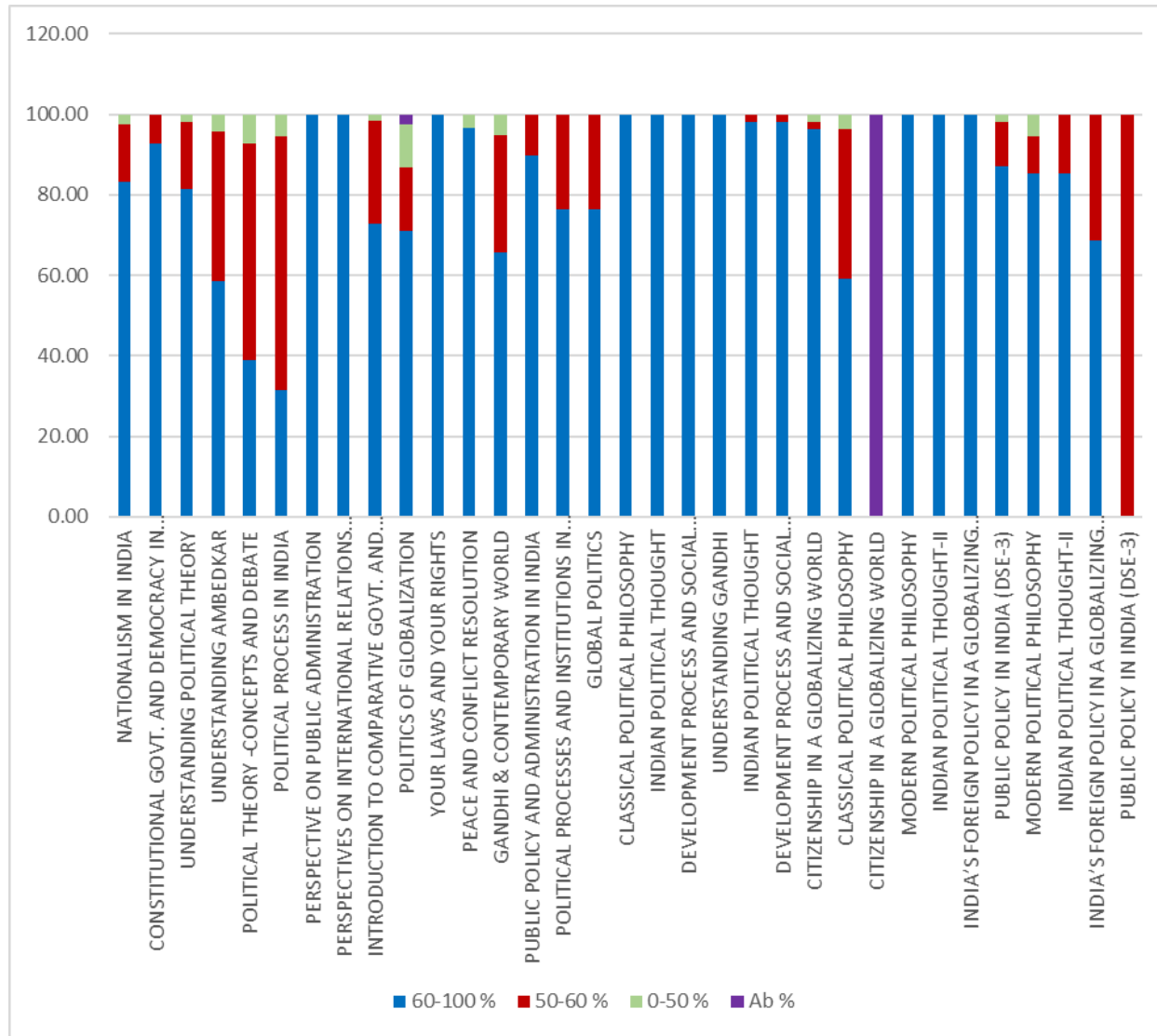
The result analysis key highlights are:

- 1) In the course of BA(Hons) Political Science, 54, 59 and 54 students have enrolled for examination in first, second and third year respectively in the academic year 2021-22.
- 2) The 100% students have been secured in the range 60-100% in the following subjects : Perspectives on International Relations and World History, Perspectives on International Relations and World History and Your Laws and Your Rights.
- 3) The performance of students in the Political Science department has been above average as many students in all papers lie in the category 60-100% and very few in 0-50%.

S.No.	Sem	No. of Students	Subject	Sub. Code	60-100 %	50-60 %	0-50 %	Ab %	Total %
1	1	84	NATIONALISM IN INDIA	12325901	83.33	14.29	2.38	0	100
2	1	54	CONSTITUTIONAL GOVT. AND DEMOCRACY IN INDIA	12321102	92.59	7.41	0	0	100
3	1	54	UNDERSTANDING POLITICAL THEORY	12321101	81.48	16.67	1.85	0	100
4	2	70	UNDERSTANDING AMBEDKAR	12325905	58.57	37.14	4.29	0	100
5	2	54	POLITICAL THEORY -CONCEPTS AND DEBATE	12321201	38.89	53.7	7.41	0	100
6	2	54	POLITICAL PROCESS IN INDIA	12321202	31.48	62.96	5.56	0	100
7	3	59	PERSPECTIVE ON PUBLIC ADMINISTRATION	12321302	100	0	0	0	100
8	3	59	PERSPECTIVES ON INTERNATIONAL RELATIONS AND WORLD HISTORY	12321303	100	0	0	0	100
9	3	59	INTRODUCTION TO COMPARATIVE GOVT. AND POLITICS	12321301	72.88	25.42	1.69	0	100
10	4	76	POLITICS OF GLOBALIZATION	12325907	71.05	15.79	10.53	2.63	100
11	4	59	YOUR LAWS AND YOUR RIGHTS	12323901	100	0	0	0	100
12	4	59	PEACE AND CONFLICT RESOLUTION	12323904	96.61	0	3.39	0	100
13	4	76	GANDHI & CONTEMPORARY WORLD	12325904	65.79	28.95	5.26	0	100
14	4	59	PUBLIC POLICY AND ADMINISTRATION IN INDIA	12321402	89.83	10.17	0	0	100
15	4	59	POLITICAL PROCESSES AND INSTITUTIONS IN COMPARATIVE PERSPECTIVES	12321401	76.27	23.73	0	0	100
16	4	59	GLOBAL POLITICS	12321403	76.27	23.73	0	0	100
17	5	1	CLASSICAL POLITICAL PHILOSOPHY	12321501 OC	100	0	0	0	100
18	5	1	INDIAN POLITICAL THOUGHT	12321502 OC	100	0	0	0	100
19	5	1	DEVELOPMENT PROCESS AND SOCIAL MOVEMENT IN CONTEMPORARY INDIA	12327903_OC	100	0	0	0	100
20	5	1	UNDERSTANDING GANDHI	62325503	100	0	0	0	100

21	5	54	INDIAN POLITICAL THOUGHT	12321502	98.15	1.85	0	0	100
22	5	54	DEVELOPMENT PROCESS AND SOCIAL MOVEMENT IN CONTEMPORARY INDIA	12327903	98.15	1.85	0	0	100
23	5	54	CITIZENSHIP IN A GLOBALIZING WORLD	12327901	96.3	1.85	1.85	0	100
24	5	54	CLASSICAL POLITICAL PHILOSOPHY	12321501	59.26	37.04	3.7	0	100
25	5	1	CITIZENSHIP IN A GLOBALIZING WORLD	12327901_OC	0	0	0	100	0
26	6	1	MODERN POLITICAL PHILOSOPHY	12321601 OC	100	0	0	0	100
27	6	1	INDIAN POLITICAL THOUGHT-II	12321602 OC	100	0	0	0	100
28	6	1	INDIA'S FOREIGN POLICY IN A GLOBALIZING WORLD (DSE-3)	12327906_OC	100	0	0	0	100
29	6	54	PUBLIC POLICY IN INDIA (DSE-3)	12327904	87.04	11.11	1.85	0	100
30	6	54	MODERN POLITICAL PHILOSOPHY	12321601	85.19	9.26	5.56	0	100
31	6	54	INDIAN POLITICAL THOUGHT-II	12321602	85.19	14.81	0	0	100
32	6	54	INDIA'S FOREIGN POLICY IN A GLOBALIZING WORLD (DSE-3)	12327906	68.52	31.48	0	0	100
33	6	1	PUBLIC POLICY IN INDIA (DSE-3)	12327904_OC	0	100	0	0	100

Table 13: The students' results classified into marks-wise groups and number of absent students



Graph 13: Subject-wise Students' results