

RESULT ANALYSIS: B.Com (Hons.)

Academic year 2020-21

The results analysis of the **B.Com (Hons.)** students is a blend of students' performance. Few semesters have witnessed better results than others. The results have also varied with distinct subjects. Some subjects have shown a bias scoring pattern of students' performance. Whereas several subjects have shown an evenly scattered marks' pattern. After gathering the data of students' marks on yearly basis, they have been detailed further. It has also been observed that a students' performance may pragmatically be analyzed by classifying them into three groups as 0-50%, 50-60% and 60-100%. Further, the number of students who have appeared for the examination have also been listed in the table.

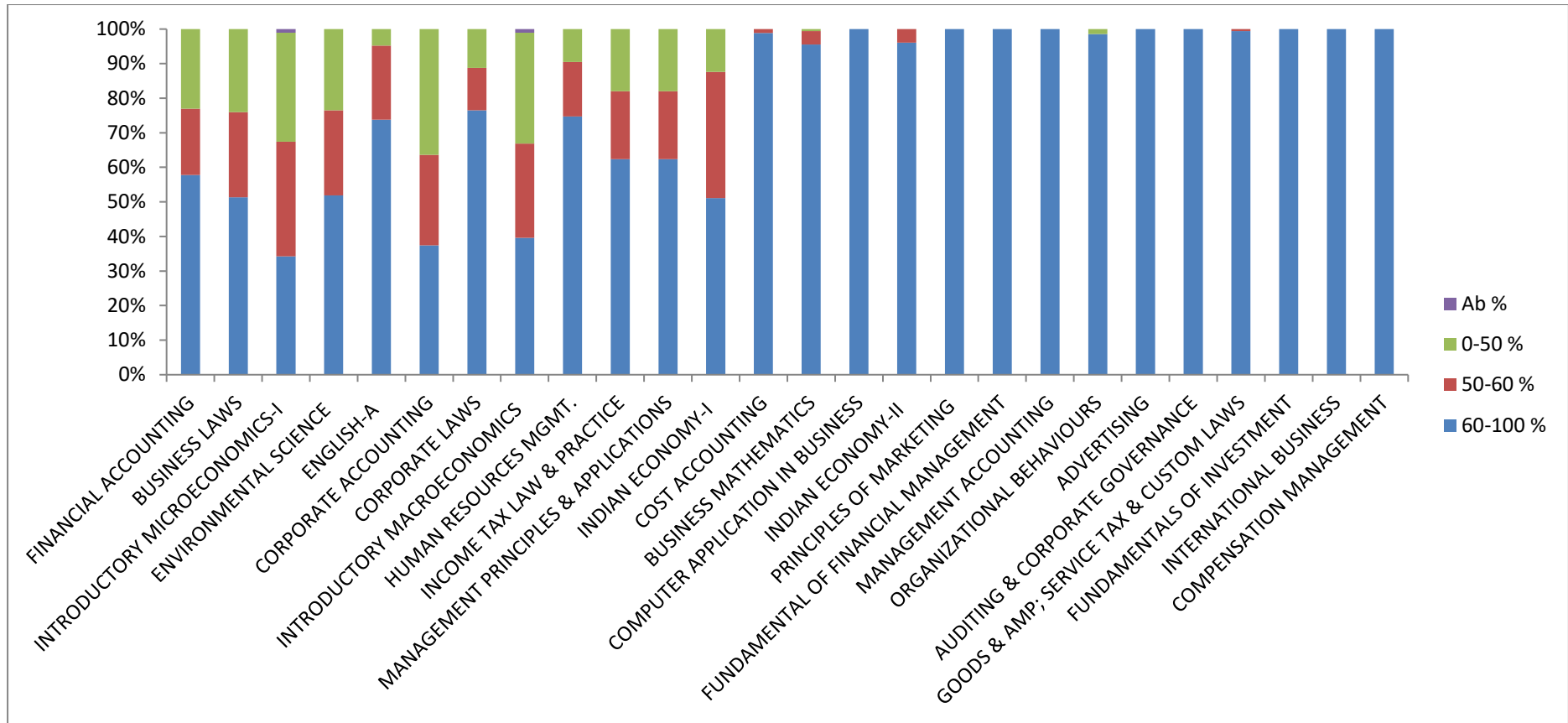
The result has been discussed in the tabular layout in regards to the marks secured pattern of students' examination results. The percentage approach has been considered to analyze the result where the number of students has been categorically listed among three groups. The students' performance as percentage number of students has been highlighted among the same three groups.

The result analysis key highlights are:

- 1) In the course of B.Com (Hons.), 187,178 and 173 students have enrolled for examination in first, second and third year respectively in the academic year 2020-21.
- 2) The 100% results have been secured in the range 60-100% in the following subjects: *Computer Application in Business, Indian Economy-II, Principles of Marketing, Fundamental of Financial Management, Management Accounting, Advertising, Auditing & Corporate Governance, Fundamentals Of Investment and International Business, Compensation Management.*
- 3) The three subjects namely: *Introductory Microeconomics-I, Corporate Accounting, Introductory Macroeconomics* have relatively shown average performance of the students. In *Introductory Microeconomics-I*, 31.55% students have secured 0-50% marks. In *Corporate Accounting*, 36.36% students secured 0-50% marks. In *Introductory Macroeconomics*, 32.09% students secured 0-50% marks. Hence, the results have a scope to improve for these subjects.
- 4) The students' academic performance has been better in semester V and VI than the other semesters.

S.No.	Sem	No. of Students	Subject	Sub. Code	60-100 %	50-60 %	0-50 %	Ab %	Total %
1	I	187	FINANCIAL ACCOUNTING	22411101	57.75	19.25	22.99	0.00	100
2	I	187	BUSINESS LAWS	22411102	51.34	24.60	24.06	0.00	100
3	I	187	INTRODUCTORY MICROECONOMICS-I	12275101	34.22	33.16	31.55	1.07	100
4	I	187	ENVIRONMENTAL SCIENCE	72182801	51.87	24.60	23.53	0.00	100
5	II	187	ENGLISH-A	72032801	73.80	21.39	4.81	0.00	100
6	II	187	CORPORATE ACCOUNTING	22411201	37.43	26.20	36.36	0.00	100
7	II	187	CORPORATE LAWS	22411202	76.47	12.30	11.23	0.00	100
8	II	187	INTRODUCTORY MACROECONOMICS	12275201	39.57	27.27	32.09	1.07	100
9	III	178	HUMAN RESOURCES MGMT.	22411301	74.72	15.73	9.55	0.00	100
10	III	178	INCOME TAX LAW & PRACTICE	22411302	62.36	19.66	17.98	0.00	100
11	III	178	MANAGEMENT PRINCIPLES & APPLICATIONS	22411303	62.36	19.66	17.98	0.00	100
12	III	178	INDIAN ECONOMY-I	12275301	51.12	36.52	12.36	0.00	100
13	IV	178	COST ACCOUNTING	22411401	98.88	1.12	0.00	0.00	100
14	IV	178	BUSINESS MATHEMATICS	22411402	95.51	3.93	0.56	0.00	100
15	IV	178	COMPUTER APPLICATION IN BUSINESS	22411403	100.00	0.00	0.00	0.00	100
16	IV	178	INDIAN ECONOMY-II	12275401	96.07	3.93	0.00	0.00	100
17	V	173	PRINCIPLES OF MARKETING	22411501	100.00	0.00	0.00	0.00	100
18	V	173	FUNDAMENTAL OF FINANCIAL MANAGEMENT	22411502	100.00	0.00	0.00	0.00	100
19	V	105	MANAGEMENT ACCOUNTING	22417501	100.00	0.00	0.00	0.00	100
20	V	68	ORGANIZATIONAL BEHAVIOURS	22417507	98.53	0.00	1.47	0.00	100
21	V	173	ADVERTISING	22417510	100.00	0.00	0.00	0.00	100
22	VI	173	AUDITING & CORPORATE GOVERNANCE	22411601	100.00	0.00	0.00	0.00	100
23	VI	173	GOODS & AMP; SERVICE TAX & CUSTOM LAWS	22411602	99.42	0.58	0.00	0.00	100
24	VI	171	FUNDAMENTALS OF INVESTMENT	22417601	100.00	0.00	0.00	0.00	100
25	VI	173	INTERNATIONAL BUSINESS	22417604	100.00	0.00	0.00	0.00	100
26	VI	2	COMPENSATION MANAGEMENT	22417609	100.00	0.00	0.00	0.00	100

Table: The students' results classified into marks-wise groups and number of absent students



Graph: Subject-wise Students' results

RESULT ANALYSIS: B.Com (Prog)

Academic year 2020-21

The results analysis of the **B.Com (Prog.)** students is a blend of students' performance. Few semesters have witnessed better results than others. The results have also varied with distinct subjects. Some subjects have shown a bias scoring pattern of students' performance. Whereas several subjects have shown an evenly scattered marks' pattern. After gathering the data of students' marks on yearly basis, they have been detailed further. It has also been observed that a students' performance may pragmatically be analyzed by classifying them into three groups as 0-50%, 50-60% and 60-100%. Further, the number of students who have appeared for the examination have also been listed in the table.

The result has been discussed in the tabular layout in regards to the marks secured pattern of students' examination results. The percentage approach has been considered to analyze the result where the number of students has been categorically listed among three groups. The students' performance as percentage number of students has been highlighted among the same three groups.

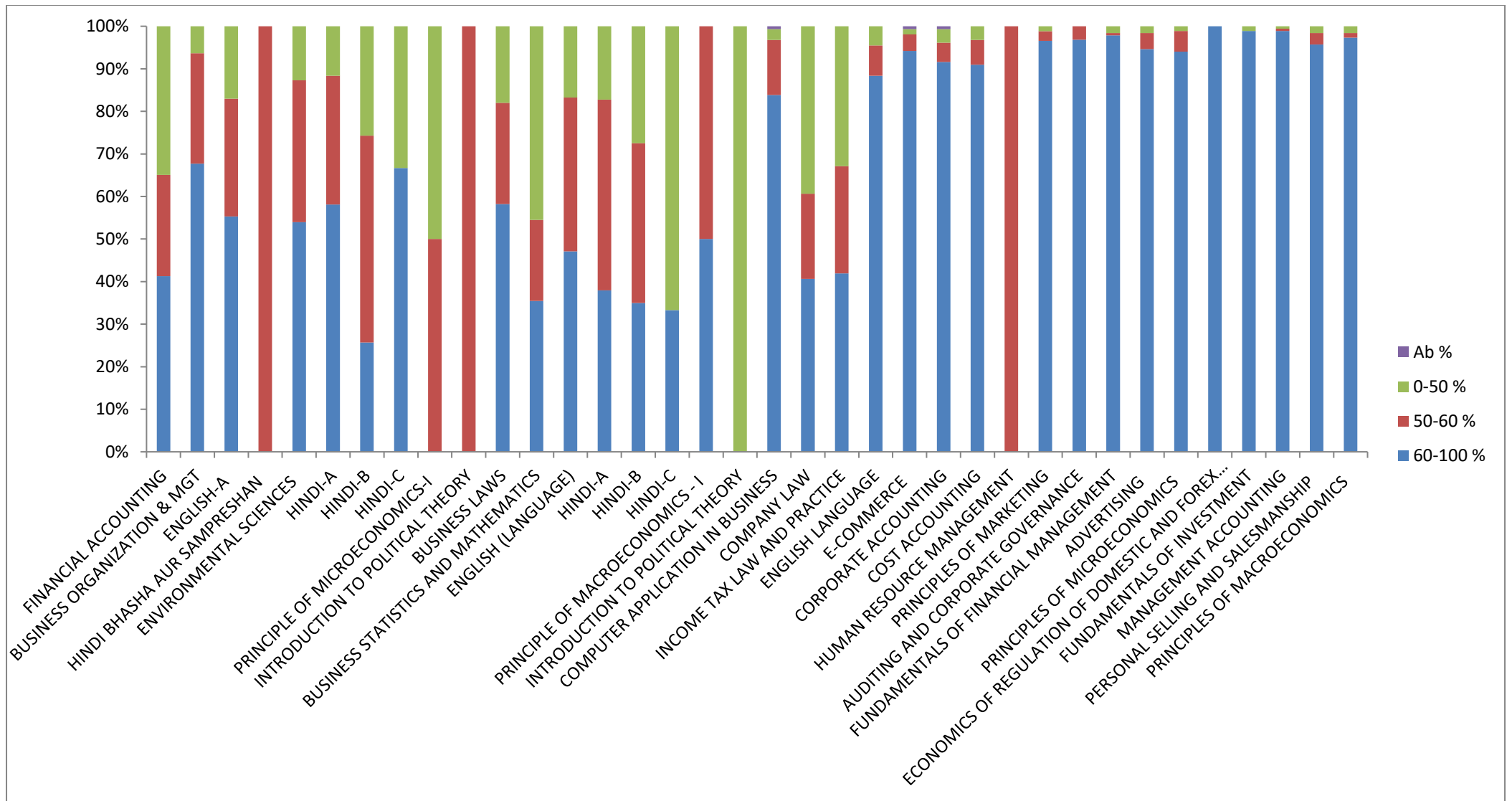
The result analysis key highlights are:

- 1) In the course of B.Com (Prog.), 189, 155 and 186 students have enrolled for examination in first, second and third year respectively in the academic year 2020-21.

- 2) More than 60% marks have been secured by majority of students in *E-Commerce, Corporate Accounting, Cost Accounting, Principles of Marketing, Auditing And Corporate Governance, Fundamentals of Financial Management, Advertising, Principles of Microeconomics, Economics of Regulation of Domestic And Forex Markets, Fundamentals of Investment, Management Accounting, Personal Selling And Salesmanship and Principles of Macroeconomics.*
- 3) The four subjects namely: *Company Law, Income Tax Law and Practice, Business Statistics and Mathematics and Financial Accounting* have relatively shown average performance of the students. This has been interpreted from the 0-50% range of marks. Hence, the Department of Commerce has scheduled the remedial measures for the students continuous learning.
- 4) The students' academic performance has been better in semester IV, V and VI than the other semesters.

No. of Papers	Sem	No. of Students	Subject	Sub. Code	60-100 %	50-60 %	0-50 %	Absent %	Total %
1	I	189	FINANCIAL ACCOUNTING	52411101	41.27	23.81	34.92	0.00	100.00
2	I	189	BUSINESS ORGANIZATION AND MANAGEMENT	52411102	67.72	25.93	6.35	0.00	100.00
3	II	188	ENGLISH-A	72032801	55.32	27.66	17.02	0.00	100.00
4	II	1	HINDI BHASHA AUR SAMPRESHAN	72052802	0.00	100.00	0.00	0.00	100.00
5	I	189	ENVIRONMENTAL SCIENCES	72182801	53.97	33.33	12.70	0.00	100.00
6	II	43	HINDI-A	52051221	58.14	30.23	11.63	0.00	100.00
7	II	140	HINDI-B	52051222	25.71	48.57	25.71	0.00	100.00
8	II	3	HINDI-C	52051223	66.67	0.00	33.33	0.00	100.00
9	II	2	PRINCIPLE OF MICROECONOMICS-I	52271230	0.00	50.00	50.00	0.00	100.00
10	II	1	INTRODUCTION TO POLITICAL THEORY	52321227	0.00	100.00	0.00	0.00	100.00
11	II	189	BUSINESS LAWS	52411201	58.20	23.81	17.99	0.00	100.00
12	II	189	BUSINESS STATISTICS AND MATHEMATICS	52411202	35.45	19.05	45.50	0.00	100.00
13	III	155	ENGLISH (LANGUAGE)	52031103	47.10	36.13	16.77	0.00	100.00
14	III	29	HINDI-A	52051307	37.93	44.83	17.24	0.00	100.00
15	III	120	HINDI-B	52051316	35.00	37.50	27.50	0.00	100.00
16	III	3	HINDI-C	52051317	33.33	0.00	66.67	0.00	100.00
17	III	2	PRINCIPLE OF MACROECONOMICS - I	52271324	50.00	50.00	0.00	0.00	100.00
18	III	1	INTRODUCTION TO POLITICAL THEORY	52321322	0.00	0.00	100.00	0.00	100.00
19	III	155	COMPUTER APPLICATION IN BUSINESS	52413302	83.87	12.90	2.58	0.65	100.00
20	III	155	COMPANY LAW	52414303	40.65	20.00	39.35	0.00	100.00
21	III	155	INCOME TAX LAW AND PRACTICE	52414304	41.94	25.16	32.90	0.00	100.00
22	IV	155	ENGLISH LANGUAGE	52031418	88.39	7.10	4.52	0.00	100.00
23	IV	155	E-COMMERCE	52413401	94.19	3.87	1.29	0.65	100.00
24	IV	155	CORPORATE ACCOUNTING	52414403	91.61	4.52	3.23	0.65	100.00
25	IV	155	COST ACCOUNTING	52414404	90.97	5.81	3.23	0.00	100.00
26	V	2	HUMAN RESOURCE MANAGEMENT	52417501	0.00	100.00	0.00	0.00	100.00
27	V	88	PRINCIPLES OF MARKETING	52417502	96.59	2.27	1.14	0.00	100.00
28	V	96	AUDITING AND CORPORATE GOVERNANCE	52417503	96.88	3.13	0.00	0.00	100.00
29	V	186	FUNDAMENTALS OF FINANCIAL MANAGEMENT	52417505	97.85	0.54	1.61	0.00	100.00
30	V	186	ADVERTISING	52413502	94.62	3.76	1.61	0.00	100.00
31	V	184	PRINCIPLES OF MICROECONOMICS	62275504	94.02	4.89	1.09	0.00	100.00
32	V	2	ECONOMICS OF REGULATION OF DOMESTIC AND FOREX MARKETS	52415502	100.00	0.00	0.00	0.00	100.00
33	VI	186	FUNDAMENTALS OF INVESTMENT	52417608	98.92	0.00	1.08	0.00	100.00
34	VI	186	MANAGEMENT ACCOUNTING	52417612	98.92	0.54	0.54	0.00	100.00
35	VI	186	PERSONAL SELLING AND SALESMANSHIP	52413604	95.70	2.69	1.61	0.00	100.00
36	VI	186	PRINCIPLES OF MACROECONOMICS	62275604	97.31	1.08	1.61	0.00	100.00

Table: The students' results classified into marks-wise groups and number of absent students



Graph: Subject-wise Students' results

RESULT ANALYSIS: Department of Chemistry

Academic year 2020-21

The results analysis of the Department of Chemistry students is a blend of students' performance. Few semesters have witnessed better results than others. The results have also varied with distinct subjects. Some subjects have shown a bias scoring pattern of students' performance. Whereas several subjects have shown an evenly scattered marks' pattern. After gathering the data of students' marks on yearly basis, they have been detailed further. It has also been observed that a students' performance may pragmatically be analyzed by classifying them into three groups as 0-50%, 50-60% and 60-100%. Further, the number of students who have appeared for the examination have also been listed in the table.

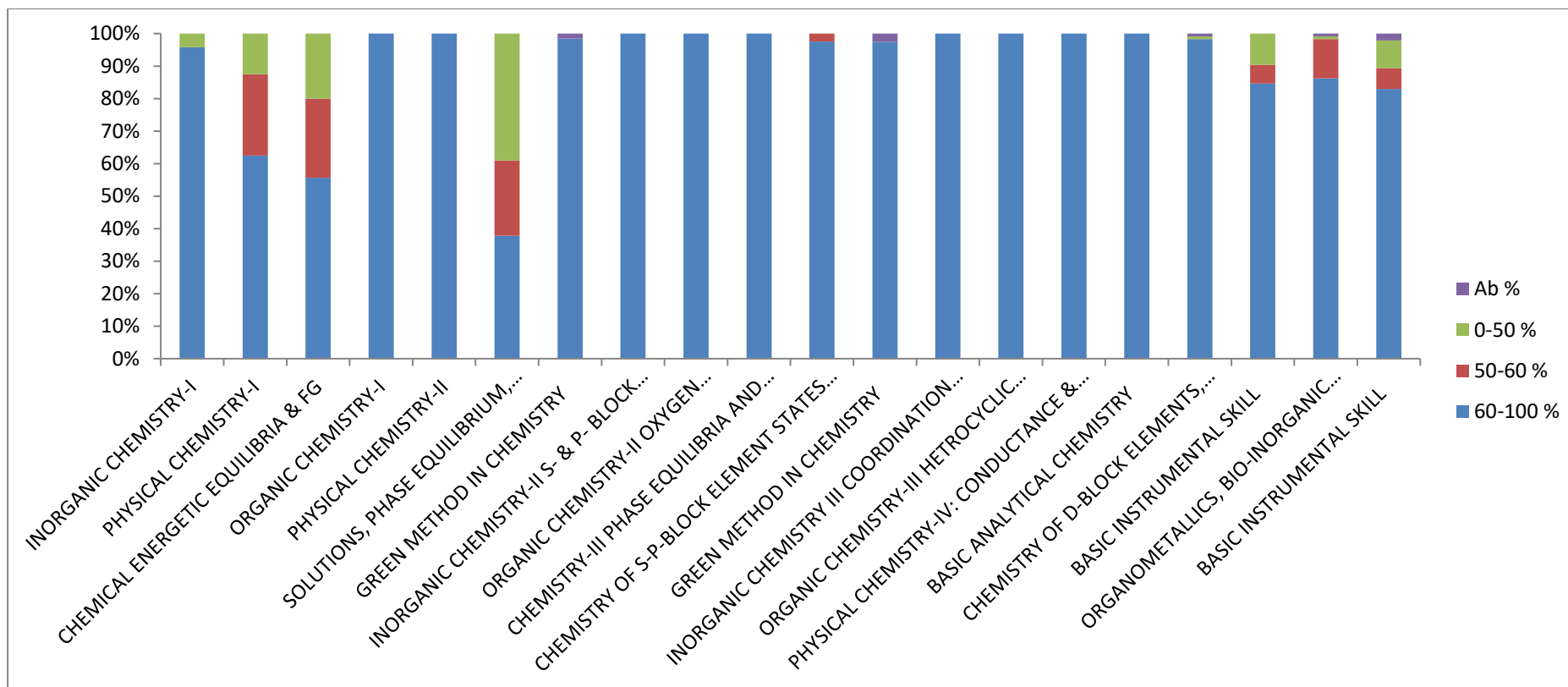
The result has been discussed in the tabular layout in regards to the marks secured pattern of students' examination results. The percentage approach has been considered to analyze the result where the number of students has been categorically listed among three groups. The students' performance as percentage number of students has been highlighted among the same three groups.

The result analysis key highlights are:

- 1) In the course of BSc(Hons) Chemistry, 24 and 23 students have enrolled for examination in first and second year respectively in the academic year 2020-21.
- 2) Cent percent students have secured in the range of 60-100% marks in the following subjects : *Organic Chemistry-I, Physical Chemistry-II, Inorganic Chemistry-II S- & P- Block Elements, Organic Chemistry-II Oxygen Containing Functional Groups, Chemistry-III Phase Equilibria And Electrochemistry, Inorganic Chemistry III Coordination Chemistry, Organic Chemistry-III Hetrocyclic Chemistry, Physical Chemistry-Iv: Conductance & Amp; Chemical Kinetics And Basic Analytical Chemistry.*
- 3) In one subject namely: *Solutions, Phase Equilibrium, Conductance, Electrochemistry & Functional Group Organic Chemistry-II* students have relatively shown average performance of the students. In this subject, 62.2% of the students have secured between 0-60% marks. Hence, the College has noted this subject soliciting the remedial sessions been recommended by the College for the students.
- 4) The students' academic performance has been better in semester III and IV than the other semesters.

No. of Papers	Sem	No. of Students	Subject	Sub. Code	60-100 %	50-60 %	0-50 %	Absent %	Total %
1	I	24	INORGANIC CHEMISTRY-I	32171101	95.83	0.00	4.17	0.00	100
2	I	24	PHYSICAL CHEMISTRY-I	32171102	62.50	25.00	12.50	0.00	100
3	II	115	CHEMICAL ENERGETIC EQUILIBRIA & FUNCTIONAL GROUP ORGANIC CHEMISTRY-I	42171205	55.65	24.35	20.00	0.00	100
4	II	24	ORGANIC CHEMISTRY-I	32171201	100.00	0.00	0.00	0.00	100
5	II	24	PHYSICAL CHEMISTRY-II	32171202	100.00	0.00	0.00	0.00	100
6	III	82	SOLUTIONS, PHASE EQUILIBRIUM, CONDUCTANCE, ELECTROCHEMISTRY & FUNCTIONAL GROUP ORGANIC CHEMISTRY-II	42174304	37.80	23.17	39.02	0.00	100
7	III	66	GREEN METHOD IN CHEMISTRY	32173908	98.48	0.00	0.00	1.52	100
8	III	23	INORGANIC CHEMISTRY-II S- & P- BLOCK ELEMENTS	32171301	100.00	0.00	0.00	0.00	100
9	III	23	ORGANIC CHEMISTRY-II OXYGEN CONTAINING FUNCTIONAL GROUPS	32171302	100.00	0.00	0.00	0.00	100
10	III	23	CHEMISTRY-III PHASE EQUILIBRIA AND ELECTROCHEMISTRY	32171303	100.00	0.00	0.00	0.00	100
11	IV	82	CHEMISTRY OF S-P-BLOCK ELEMENT STATES OF MATTER & CHEMICAL KINETICS	42174404	97.56	2.44	0.00	0.00	100
12	IV	40	GREEN METHOD IN CHEMISTRY	32173908	97.50	0.00	0.00	2.50	100
13	IV	23	INORGANIC CHEMISTRY III COORDINATION CHEMISTRY	32171401	100.00	0.00	0.00	0.00	100
14	IV	23	ORGANIC CHEMISTRY-III HETEROCYCLIC CHEMISTRY	32171402	100.00	0.00	0.00	0.00	100
15	IV	23	PHYSICAL CHEMISTRY-IV: CONDUCTANCE & AMP; CHEMICAL KINETICS	32171403	100.00	0.00	0.00	0.00	100
16	IV	23	BASIC ANALYTICAL CHEMISTRY	32173902	100.00	0.00	0.00	0.00	100
17	V	116	CHEMISTRY OF D-BLOCK ELEMENTS, QUANTUM CHEMISTRY & SPECTROSCOPY	42177925	98.28	0.00	0.86	0.86	100
18	V	52	BASIC INSTRUMENTAL SKILL	32223904	84.62	5.77	9.62	0.00	100
19	VI	116	ORGANOMETALLICS, BIO-INORGANIC CHEMISTRY, POLYNUCLEAR HYDROCARBONS AND UV,IR	42177926	86.21	12.07	0.86	0.86	100
20	VI	47	BASIC INSTRUMENTAL SKILL	32223904	82.98	6.38	8.51	2.13	100

Table: The students' results classified into marks-wise groups and number of absent students



Graph: Subject-wise Students' results

RESULT ANALYSIS: Department of Computer Science
Academic year 2020-21

The results analysis of the Computer Science students is a blend of students' performance. Few semesters have witnessed better results than others. The results have also varied with distinct subjects. Some subjects have shown a bias scoring pattern of students' performance. Whereas several subjects have shown an evenly scattered marks' pattern. After gathering the data of students' marks on yearly basis, they have been detailed further. It has also been observed that a students' performance may pragmatically be analyzed by classifying them into three groups as 0-50%, 50-60% and 60-100%. Further, the number of students who have appeared for the examination have also been listed in the table.

The result has been discussed in the tabular layout in regards to the marks secured pattern of students' examination results. The percentage approach has been considered to analyze the result where the number of students has been categorically listed among three groups. The students' performance as percentage number of students has been highlighted among the same three groups.

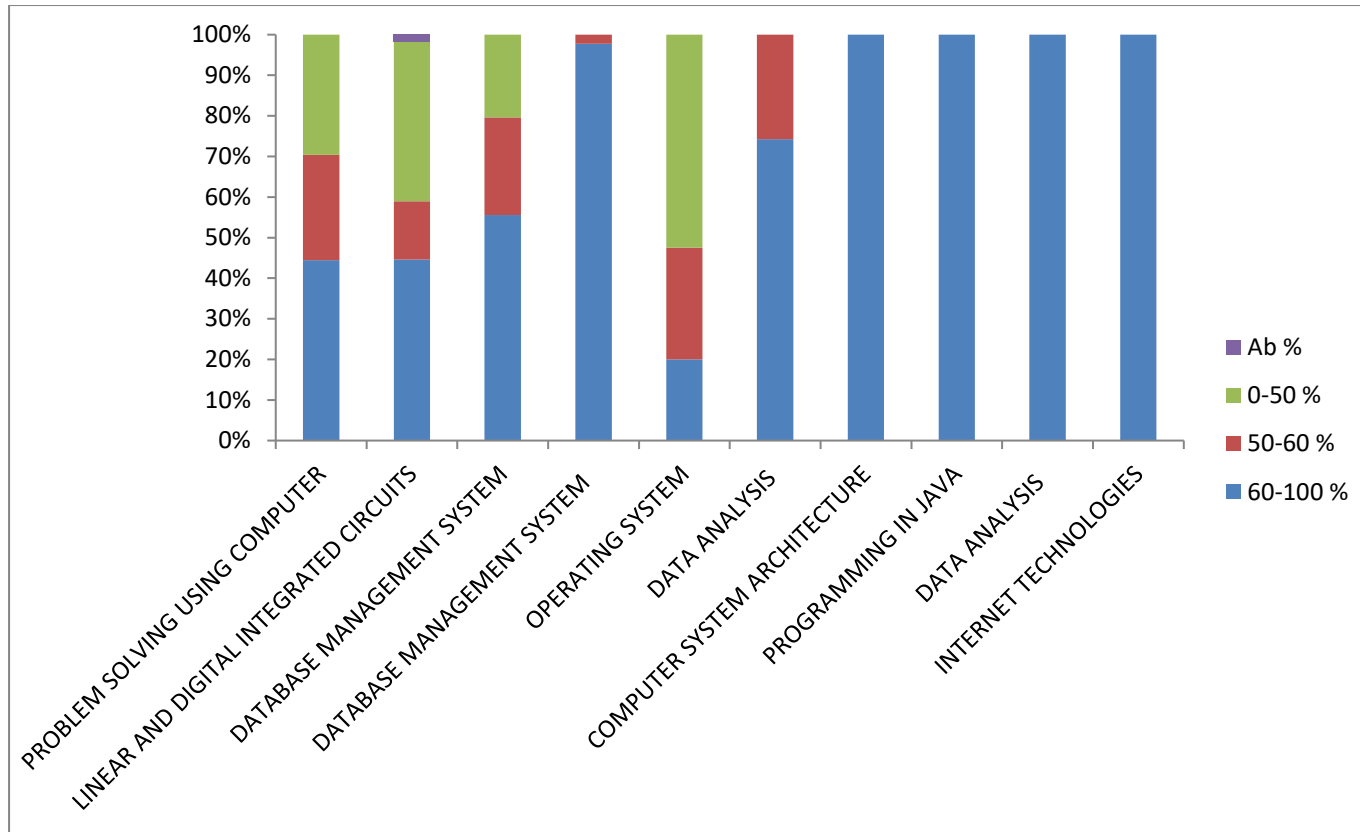
The result analysis key highlights are:

- 1) For the subjects of Computer Science, the number of students listed below have enrolled for examination in first, second and third year respectively in the academic year 2020-21.

- 2) All the enrolled students have secured in the range 60-100% marks in the following subjects : *Computer System Architecture, Programming In Java, Data Analysis And Internet Technologies.*
- 3) The three subjects namely: *Problem solving using computer, Linear and digital integrated circuits and Operating system* have relatively shown underperformance of the students than the other subjects. In these subjects, not more than 44.44% , 44.64% and 20.00% students could be marked beyond 60% respectively.
- 4) The students' academic performance has been better in semester IV, V and VI than the other semesters.

No. of Papers	Sem	No. of Students	Subject	Sub. Code	60-100 %	50-60 %	0-50 %	Absent %	Total %
1	I	54	PROBLEM SOLVING USING COMPUTER	42341102	44.44	25.93	29.63	0.00	100
2	II	56	LINEAR AND DIGITAL INTEGRATED CIRCUITS	42511201	44.64	14.29	39.29	1.79	100
3	II	54	DATABASE MANAGEMENT SYSTEM	42341202	55.56	24.07	20.37	0.00	100
4	II	44	DATABASE MANAGEMENT SYSTEM	32345202	97.73	2.27	0.00	0.00	100
5	III	40	OPERATING SYSTEM	42344304	20.00	27.50	52.50	0.00	100
6	III	35	DATA ANALYSIS	12273303	74.29	25.71	0.00	0.00	100
7	IV	40	COMPUTER SYSTEM ARCHITECTURE	42344403	100.00	0.00	0.00	0.00	100
8	V	47	PROGRAMMING IN JAVA	42347901	100.00	0.00	0.00	0.00	100
9	V	4	DATA ANALYSIS	62273506	100.00	0.00	0.00	0.00	100
10	VI	47	INTERNET TECHNOLOGIES	42347903	100.00	0.00	0.00	0.00	100

Table: The students' results classified into marks-wise groups and number of absent students



Graph: Subject-wise Students' results

RESULT ANALYSIS: Department of Economics

Academic year 2020-21

The results analysis of the Department of Economics students is a blend of students' performance. Few semesters have witnessed better results than others. The results have also varied with distinct subjects. Some subjects have shown a bias scoring pattern of students' performance. Whereas several subjects have shown an evenly scattered marks' pattern. After gathering the data of students' marks on yearly basis, they have been detailed further. It has also been observed that a students' performance may pragmatically be analyzed by classifying them into three groups as 0-50%, 50-60% and 60-100%. Further, the number of students who have appeared for the examination have also been listed in the table.

The result has been discussed in the tabular layout in regards to the marks secured pattern of students' examination results. The percentage approach has been considered to analyze the result where the number of students has been categorically listed among three groups. The students' performance as percentage number of students has been highlighted among the same three groups.

The result analysis key highlights are:

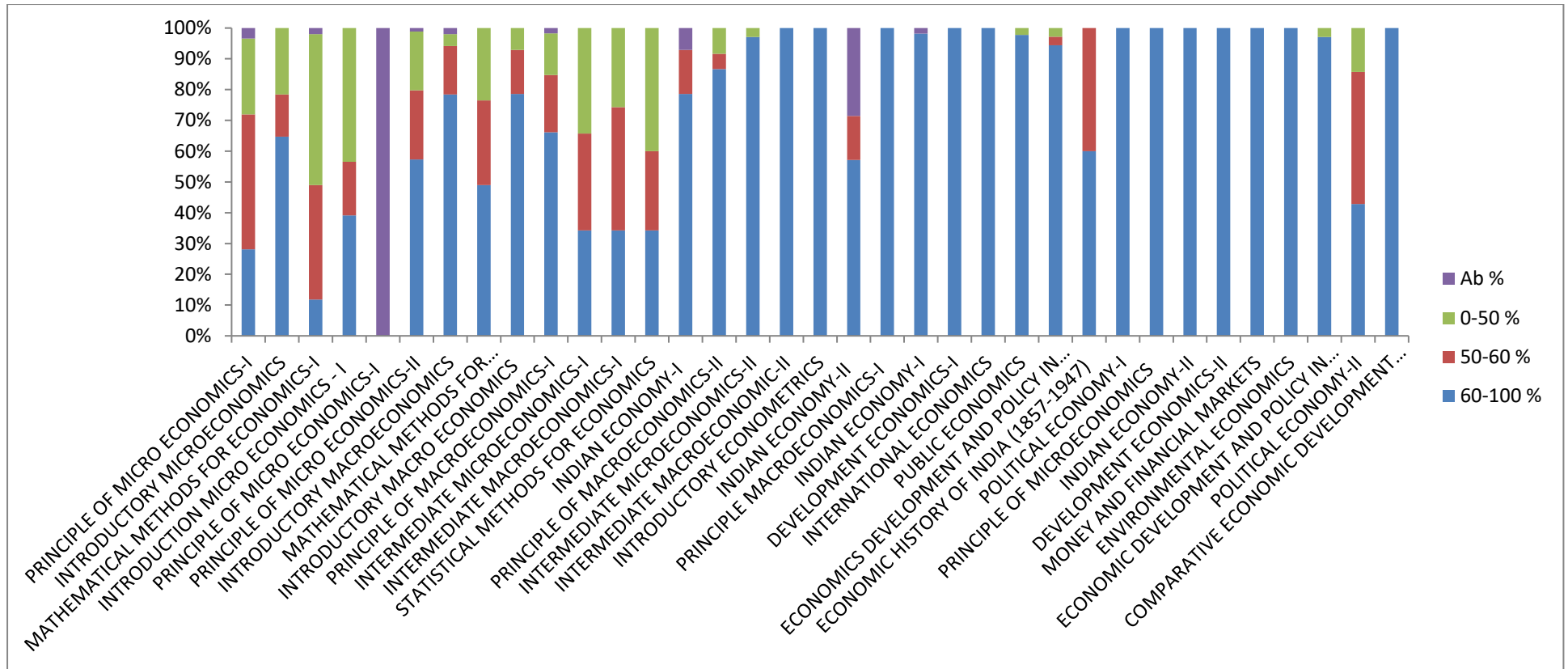
- 1) In the course of BA(Hons) Economics, 51, 35 and 56 students have enrolled for examination in first, second and third year respectively in the academic year 2020-21.
- 2) All the students, who have enrolled for the below mentioned subjects have qualified with a score of 60-100% marks: *Intermediate macroeconomic-II, Introductory econometrics, Principles macroeconomics-I, Development economics-I, International economics, Political economy-I, Principle of microeconomics, Indian economy-II, Development economics-II, Money and financial markets and Environmental economics.*
- 3) In the six subjects, only the percentage of students mentioned in the brackets could secure 60 and above marks in the respective namely: *Principle of micro economics-I (28.09%), Mathematical methods for economics-I(11.76%), Introduction micro economics - I (39.13%), Intermediate microeconomics-I(34.29%), Intermediate macroeconomics- I(34.29%) and Statistical methods for economics(34.29%)* have relatively shown average performance of the students. Hence, the prospective measures have been planned by the College for the welfare of students.

4) The students' academic performance has been better in semester IV, V and VI than the other semesters.

No. of Papers	Sem	No. of Students	Subject	Sub. Code	60-100 %	50-60 %	0-50 %	Absent %	Total %
1	I	89	PRINCIPLE OF MICRO ECONOMICS-I	62271101	28.09	43.82	24.72	3.37	100
2	I	51	INTRODUCTORY MICROECONOMICS	12271101	64.71	13.73	21.57	0.00	100
3	I	51	MATHEMATICAL METHODS FOR ECONOMICS-I	12271102	11.76	37.25	49.02	1.96	100
4	I	23	INTRODUCTION MICRO ECONOMICS - I	12275101	39.13	17.39	43.48	0.00	100
5	I	1	PRINCIPLE OF MICRO ECONOMICS-I	62271111	0.00	0.00	0.00	100.00	100
6	II	89	PRINCIPLE OF MICRO ECONOMICS-II	62271201	57.30	22.47	19.10	1.12	100
7	II	51	INTRODUCTORY MACROECONOMICS	12271201	78.43	15.69	3.92	1.96	100
8	II	51	MATHEMATICAL METHODS FOR ECONOMICS-II	12271202	49.02	27.45	23.53	0.00	100
9	II	14	INTRODUCTORY MACRO ECONOMICS)	12275201	78.57	14.29	7.14	0.00	100
10	III	59	PRINCIPLE OF MACROECONOMICS-I	62274301	66.10	18.64	13.56	1.69	100
11	III	35	INTERMEDIATE MICROECONOMICS-I	12271301	34.29	31.43	34.29	0.00	100
12	III	35	INTERMEDIATE MACROECONOMICS-I	12271302	34.29	40.00	25.71	0.00	100
13	III	35	STATISTICAL METHODS FOR ECONOMICS	12271303	34.29	25.71	40.00	0.00	100
14	III	14	INDIAN ECONOMY-I	12275301	78.57	14.29	0.00	7.14	100
15	IV	60	PRINCIPLE OF MACROECONOMICS-II	62274403	86.67	5.00	8.33	0.00	100
16	IV	35	INTERMEDIATE MICROECONOMICS-II	12271401	97.14	0.00	2.86	0.00	100
17	IV	35	INTERMEDIATE MACROECONOMIC-II	12271402	100.00	0.00	0.00	0.00	100
18	IV	35	INTRODUCTORY ECONOMETRICS	12271403	100.00	0.00	0.00	0.00	100
19	IV	14	INDIAN ECONOMY-II	12275401	57.14	14.29	0.00	28.57	100
20	IV	1	PRINCIPLE MACROECONOMICS-I	62271448	100.00	0.00	0.00	0.00	100
21	V	56	INDIAN ECONOMY-I	12271501	98.21	0.00	0.00	1.79	100
22	V	56	DEVELOPMENT ECONOMICS-I	12271502	100.00	0.00	0.00	0.00	100
23	V	50	INTERNATIONAL ECONOMICS	12277506	100.00	0.00	0.00	0.00	100
24	V	45	PUBLIC ECONOMICS	12277507	97.78	0.00	2.22	0.00	100
25	V	36	ECONOMICS DEVELOPMENT AND POLICY IN INDIA-I	62277503	94.44	2.78	2.78	0.00	100
26	V	10	ECONOMIC HISTORY OF INDIA (1857-1947)	12277503	60.00	40.00	0.00	0.00	100
27	V	7	POLITICAL ECONOMY-I	12277505	100.00	0.00	0.00	0.00	100
28	V	2	PRINCIPLE OF MICROECONOMICS	62275504	100.00	0.00	0.00	0.00	100
29	VI	56	INDIAN ECONOMY-II	12271601	100.00	0.00	0.00	0.00	100
30	VI	56	DEVELOPMENT ECONOMICS-II	12271602	100.00	0.00	0.00	0.00	100
31	VI	51	MONEY AND FINANCIAL MARKETS	12277606	100.00	0.00	0.00	0.00	100

32	VI	49	ENVIRONMENTAL ECONOMICS	12277608	100.00	0.00	0.00	0.00	100
33	VI	35	ECONOMIC DEVELOPMENT AND POLICY IN INDIA-II	62277603	97.14	0.00	2.86	0.00	100
34	VI	7	POLITICAL ECONOMY-II	12277601	42.86	42.86	14.29	0.00	100
35	VI	5	COMPARATIVE ECONOMIC DEVELOPMENT (1850-1950)	12277602	100.00	0.00	0.00	0.00	100

Table: The students' results classified into marks-wise groups and number of absent students



Graph: Subject-wise Students' results

RESULT ANALYSIS: Department of English

Academic year 2020-21

The results analysis of the Department of English students is a blend of students' performance. Few semesters have witnessed better results than others. The results have also varied with distinct subjects. Some subjects have shown a bias scoring pattern of students' performance. Whereas several subjects have shown an evenly scattered marks' pattern. After gathering the data of students' marks on yearly basis, they have been detailed further. It has also been observed that a students' performance may pragmatically be analyzed by classifying them into three groups as 0-50%, 50-60% and 60-100%. Further, the number of students who have appeared for the examination have also been listed in the table.

The result has been discussed in the tabular layout in regards to the marks secured pattern of students' examination results. The percentage approach has been considered to analyze the result where the number of students has been categorically listed among three groups. The students' performance as percentage number of students has been highlighted among the same three groups.

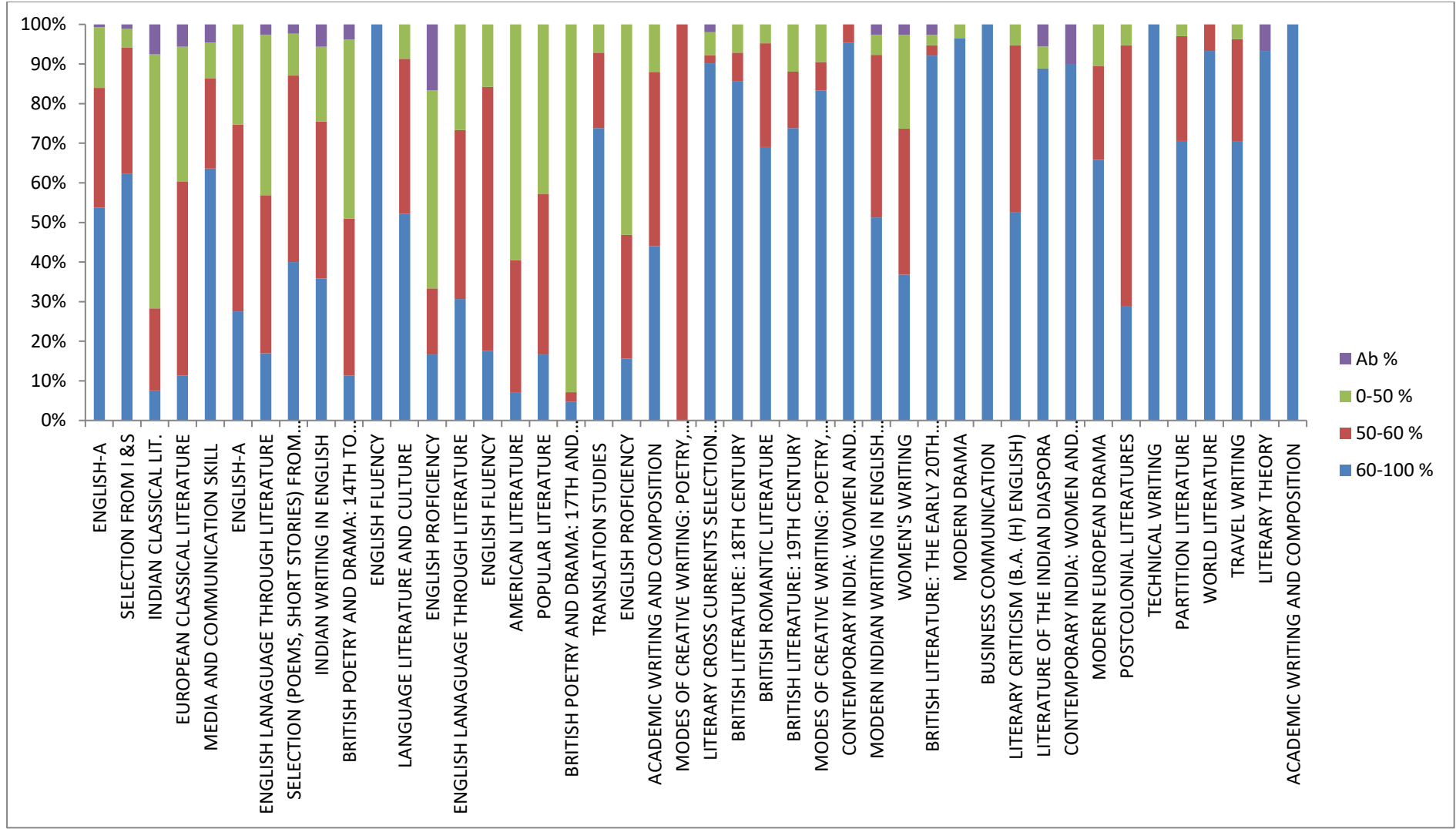
The result analysis key highlights are:

- 1) In the course of BA(Hons) English, 53, 42 and 38 students have enrolled for examination in first, second and third year respectively in the academic year 2020-21. The result analysis key highlights are:
- 2) All the enrolled students have secured in the range 60-100% in the following subjects : *English Fluency, Business Communication, Technical Writing and Academic Writing and Composition.*
- 3) In the six subjects, only the percentage of students mentioned in the brackets could secure 60 and above marks in the respective namely: *Indian Classical Literature(7.55%), European Classical Literature (11.32%), English Language Through Literature (16.99%), British Poetry And Drama: 14th To 17th Centuries (11.32%), American Literature(7.14%), British Poetry And Drama: 17th And 18to Centuries(4.76%)*. Hence, the requisite remedial measures have been recommended by the College towards the betterment of students.
- 4) The students' academic performance has been better in semester V and VI than the other semesters.

No. of Papers	Sem	No. of Students	Subject	Sub. Code	60-100 %	50-60 %	0-50 %	Absent %	Total %
1	I	437	ENGLISH-A	72032801	53.78	30.21	15.33	0.69	100
2	I	85	SELECTION FROM INDIVIDUAL AND SOCIETY	62034101	62.35	31.76	4.71	1.18	100
3	I	53	INDIAN CLASSICAL LITERATURE	12031101	7.55	20.75	64.15	7.55	100
4	I	53	EUROPEAN CLASSICAL LITERATURE	12031102	11.32	49.06	33.96	5.66	100
5	I	22	MEDIA AND COMMUNICATION SKILL	12035902	63.64	22.73	9.09	4.55	100
6	II	225	ENGLISH-A	72032801	27.56	47.11	25.33	0.00	100
7	II	153	ENGLISH LANGUAGE THROUGH LITERATURE	62031205	16.99	39.87	40.52	2.61	100
8	II	85	SELECTION (POEMS, SHORT STORIES) FROM MODERN INDIAN LITERATURE	62031201	40.00	47.06	10.59	2.35	100
9	II	53	INDIAN WRITING IN ENGLISH	12031201	35.85	39.62	18.87	5.66	100
10	II	53	BRITISH POETRY AND DRAMA: 14TH TO 17TH CENTURIES	12031202	11.32	39.62	45.28	3.77	100
11	II	52	ENGLISH FLUENCY	62031206	100.00	0.00	0.00	0.00	100
12	II	23	LANGUAGE LITERATURE AND CULTURE	12035907	52.17	39.13	8.70	0.00	100
13	II	6	ENGLISH PROFICIENCY	62031207	16.67	16.67	50.00	16.67	100
14	III	75	ENGLISH LANGUAGE THROUGH LITERATURE	62031901	30.67	42.67	26.67	0.00	100
15	III	57	ENGLISH FLUENCY	62031902	17.54	66.67	15.79	0.00	100
16	III	42	AMERICAN LITERATURE	12031301	7.14	33.33	59.52	0.00	100
17	III	42	POPULAR LITERATURE	12031302	16.67	40.48	42.86	0.00	100
18	III	42	BRITISH POETRY AND DRAMA: 17TH AND 18TH CENTURIES	12031303	4.76	2.38	92.86	0.00	100
19	III	42	TRANSLATION STUDIES	12033904	73.81	19.05	7.14	0.00	100
20	III	32	ENGLISH PROFICIENCY	62031903	15.63	31.25	53.13	0.00	100
21	III	25	ACADEMIC WRITING AND COMPOSITION	12035901	44.00	44.00	12.00	0.00	100
22	III	20	MODES OF CREATIVE WRITING: POETRY, FICTION AND DRAMA	12033914	0.00	100.00	0.00	0.00	100
23	IV	51	LITERARY CROSS CURRENTS SELECTION FROM LIVING LITERATURE AN ANTHOLOGY OF PROSE AND POETRY EDS.	62034401	90.20	1.96	5.88	1.96	100
24	IV	42	BRITISH LITERATURE: 18TH CENTURY	12031401	85.71	7.14	7.14	0.00	100
25	IV	42	BRITISH ROMANTIC LITERATURE	12031402	69.05	26.19	4.76	0.00	100
26	IV	42	BRITISH LITERATURE: 19TH CENTURY	12031403	73.81	14.29	11.90	0.00	100
27	IV	42	MODES OF CREATIVE WRITING: POETRY, FICTION AND DRAMA	12033914	83.33	7.14	9.52	0.00	100
28	IV	22	CONTEMPORARY INDIA: WOMEN AND EMPOWERMENT	12035905	95.45	4.55	0.00	0.00	100
29	V	39	MODERN INDIAN WRITING IN ENGLISH TRANSLATION	12037501	51.28	41.03	5.13	2.56	100
30	V	38	WOMEN'S WRITING	12031501	36.84	36.84	23.68	2.63	100
31	V	38	BRITISH LITERATURE: THE EARLY 20TH CENTURY	12031502	92.11	2.63	2.63	2.63	100
32	V	29	MODERN DRAMA	62037515	96.55	0.00	3.45	0.00	100
33	V	22	BUSINESS COMMUNICATION	12033906	100.00	0.00	0.00	0.00	100
34	V	19	LITERARY CRITICISM (B.A. (H) ENGLISH)	12037506	52.63	42.11	5.26	0.00	100
35	V	18	LITERATURE OF THE INDIAN DIASPORA	12037502	88.89	0.00	5.56	5.56	100
36	V	10	CONTEMPORARY INDIA: WOMEN AND EMPOWERMENT	62035922	90.00	0.00	0.00	10.00	100

37	VI	38	MODERN EUROPEAN DRAMA	12031601	65.79	23.68	10.53	0.00	100
38	VI	38	POSTCOLONIAL LITERATURES	12031602	28.95	65.79	5.26	0.00	100
39	VI	34	TECHNICAL WRITING	12033907	100.00	0.00	0.00	0.00	100
40	VI	34	PARTITION LITERATURE	12037610	70.59	26.47	2.94	0.00	100
41	VI	30	WORLD LITERATURE	62037617	93.33	6.67	0.00	0.00	100
42	VI	27	TRAVEL WRITING	12037612	70.37	25.93	3.70	0.00	100
43	VI	15	LITERARY THEORY	12037605	93.33	0.00	0.00	6.67	100
44	VI	7	ACADEMIC WRITING AND COMPOSITION	62035918	100.00	0.00	0.00	0.00	100

Table: The students' results classified into marks-wise groups and number of absent students



Graph: Subject-wise Students' results

RESULT ANALYSIS: ENVIRONMENTAL SCIENCE

Academic year 2020-21

The results analysis of the Environmental Science students is a blend of students' performance. Few semesters have witnessed better results than others. The results have also varied with distinct subjects. Some subjects have shown a bias scoring pattern of students' performance. Whereas several subjects have shown an evenly scattered marks' pattern. After gathering the data of students' marks on yearly basis, they have been detailed further. It has also been observed that a students' performance may pragmatically be analyzed by classifying them into three groups as 0-50%, 50-60% and 60-100%. Further, the number of students who have appeared for the examination have also been listed in the table.

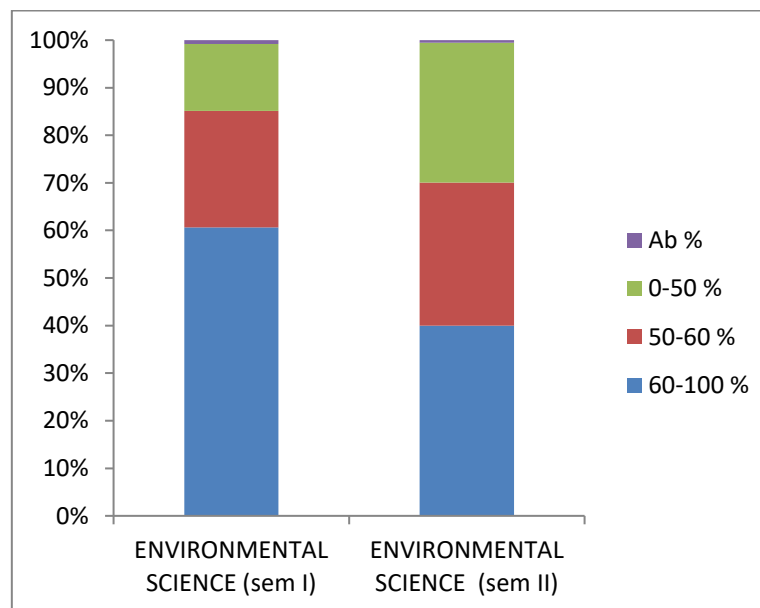
The result has been discussed in the tabular layout in regards to the marks secured pattern of students' examination results. The percentage approach has been considered to analyze the result where the number of students has been categorically listed among three groups. The students' performance as percentage number of students has been highlighted among the same three groups.

The result analysis key highlights are:

- 1) For Environmental Science, 249 and 528 students have enrolled for examination in first and second semester in the academic year 2020-21.
- 2) The students' academic performance has been better in semester I than II semesters.

No. of Papers	Sem	No. of Students	Subject	Sub. Code	60-100 %	50-60 %	0-50 %	Absent %	Total %
1	I	249	ENVIRONMENTAL SCIENCE	72182801	60.64	24.50	14.06	0.80	100
2	II	528	ENVIRONMENTAL SCIENCE	72182801	39.96	30.11	29.36	0.57	100

Table: The students' results classified into marks-wise groups and number of absent students



Graph: Subject-wise Students' results

RESULT ANALYSIS: Department of Hindi
Academic year 2020-21

The results analysis of the Department of Hindi students is a blend of students' performance. Few semesters have witnessed better results than others. The results have also varied with distinct subjects. Some subjects have shown a bias scoring pattern of students' performance. Whereas several subjects have shown an evenly scattered marks' pattern. After gathering the data of students' marks on yearly basis, they have been detailed further. It has also been observed that a students' performance may pragmatically be analyzed by classifying them into three groups as 0-50%, 50-60% and 60-100%. Further, the number of students who have appeared for the examination have also been listed in the table.

The result has been discussed in the tabular layout in regards to the marks secured pattern of students' examination results. The percentage approach has been considered to analyze the result where the number of students has been categorically listed among three groups. The students' performance as percentage number of students has been highlighted among the same three groups.

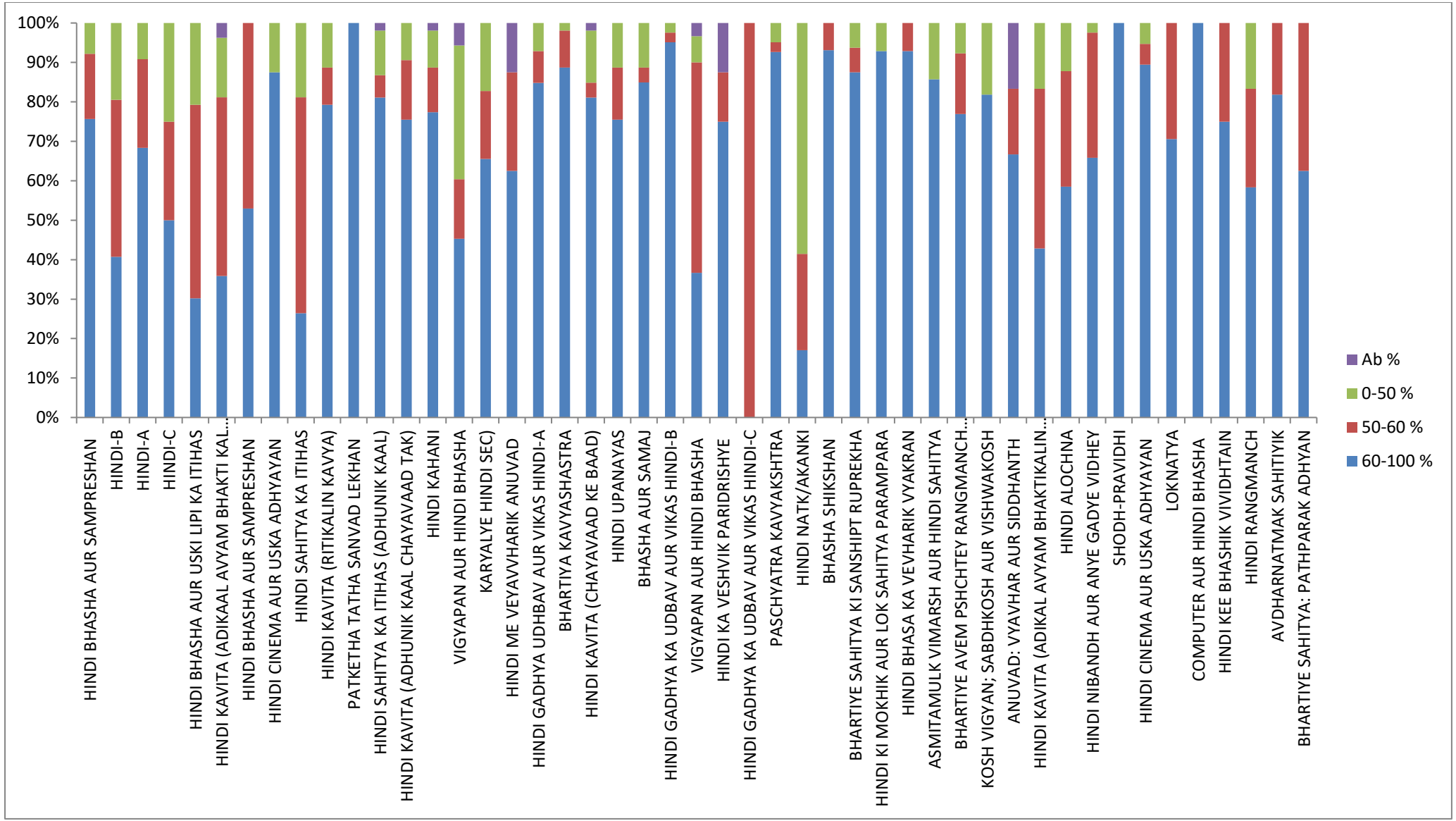
The result analysis key highlights are:

- 1) In the course of BA(Hons) Hindi, 53, 53 and 41 students have enrolled for examination in first, second and third year respectively in the academic year 2020-21.
- 2) More than 90% of enrolled students have secured in the range 60-100% marks in the following subjects : *Hindi gadhya ka udbav aur vikas hindi-B, Paschyatra kavyakshtra, Bhasha shikshan, Hindi ki mokhik aur lok sahitya Parampara, Shodh-pravidhi and Computer aur hindi bhasha.*
- 3) In the three subjects, students have relatively shown average performance where less than 40% of enrolled students could secure above 60% marks. In *Hindi bhasha aur uski lipi ka itihis*, only 30.19% students could score first division only. Similarly, 35.85% and 36.67% students could earn first division marks in *Hindi kavita (adikaal avyam bhakti kal kavya)* and *Vigyapan aur hindi bhasha* . Hence, there exist a potential among students to perform better in these papers.

No. of Papers	Sem	No. of Students	Subject	Sub. Code	60-100 %	50-60 %	0-50 %	Absent %	Total %
1	I	115	HINDI BHASHA AUR SAMPRESHAN	72052802	75.65	16.52	7.83	0.00	100
2	I	108	HINDI-B	62051103	40.74	39.81	19.44	0.00	100
3	I	98	HINDI-A	62051102	68.37	22.45	9.18	0.00	100
4	I	4	HINDI-C	62051104	50.00	25.00	25.00	0.00	100
5	I	53	HINDI BHASHA AUR USKI LIPI KA ITIHAS	12051101	30.19	49.06	20.75	0.00	100
6	I	53	HINDI KAVITA (ADIKAL AVYAM BHAKTI KAL KAVYA)	12051102	35.85	45.28	15.09	3.77	100
7	I	17	HINDI BHASHA AUR SAMPRESHAN	72052803	52.94	47.06	0.00	0.00	100
8	I	8	HINDI CINEMA AUR USKA ADHYAYAN	12055103	87.50	0.00	12.50	0.00	100
9	II	53	HINDI SAHITYA KA ITIHAS	12051201	26.42	54.72	18.87	0.00	100
10	II	53	HINDI KAVITA (RITIKALIN KAVYA)	12051202	79.25	9.43	11.32	0.00	100
11	II	1	PATKETHA TATHA SANVAD LEKHAN	12055206	100.00	0.00	0.00	0.00	100
12	III	53	HINDI SAHITYA KA ITIHAS (ADHUNIK KAL)	12051301	81.13	5.66	11.32	1.89	100
13	III	53	HINDI KAVITA (ADHUNIK KAL CHAYAVAAD TAK)	12051302	75.47	15.09	9.43	0.00	100
14	III	53	HINDI KAHANI	12051303	77.36	11.32	9.43	1.89	100
15	III	53	VIGYAPAN AUR HINDI BHASHA	12053301	45.28	15.09	33.96	5.66	100
16	III	29	KARYALYE HINDI SEC)	62053306	65.52	17.24	17.24	0.00	100
17	III	8	HINDI ME VEYAVHARIK ANUVAD	12055301	62.50	25.00	0.00	12.50	100
18	IV	112	HINDI GADHYA UDHBAV AUR VIKAS HINDI-A	62051404	84.82	8.04	7.14	0.00	100
19	IV	53	BHARTIYA KAVYASHASTRA	12051401	88.68	9.43	1.89	0.00	100
20	IV	53	HINDI KAVITA (CHAYAVAAD KE BAAD)	12051402	81.13	3.77	13.21	1.89	100
21	IV	53	HINDI UPANAYAS	12051403	75.47	13.21	11.32	0.00	100
22	IV	53	BHASHA AUR SAMAJ	12053407	84.91	3.77	11.32	0.00	100
23	IV	41	HINDI GADHYA KA UDBAV AUR VIKAS HINDI-B	62051412	95.12	2.44	2.44	0.00	100
24	IV	30	VIGYAPAN AUR HINDI BHASHA	62053408	36.67	53.33	6.67	3.33	100
25	IV	8	HINDI KA VESHVIK PARIDRISHYE	12055401	75.00	12.50	0.00	12.50	100
26	IV	1	HINDI GADHYA KA UDBAV AUR VIKAS HINDI-C	62051413	0.00	100.00	0.00	0.00	100
27	V	41	PASCHYATRA KAVYAKSHTRA	12051501	92.68	2.44	4.88	0.00	100
28	V	41	HINDI NATK/AKANKI	12051502	17.07	24.39	58.54	0.00	100
29	V	29	BHASHA SHIKSHAN	62053512	93.10	6.90	0.00	0.00	100
30	V	16	BHARTIYE SAHITYA KI SANSHIPT RUPREKHA	12057505	87.50	6.25	6.25	0.00	100
31	V	14	HINDI KI MOKHIK AUR LOK SAHITYA PARAMPARA	12057501	92.86	0.00	7.14	0.00	100
32	V	14	HINDI BHASHA KA VEYAVHARIK VYAKRAN	12057502	92.86	7.14	0.00	0.00	100
33	V	14	ASMITAMULK VIMARSH AUR HINDI SAHITYA	12057503	85.71	0.00	14.29	0.00	100
34	V	13	BHARTIYE AVEM PSHCHTEY RANGMANCH SIDHANTH	12057504	76.92	15.38	7.69	0.00	100
35	V	11	KOSH VIGYAN; SABDHKOSH AUR VISHWAKOSH	12057506	81.82	0.00	18.18	0.00	100
36	V	6	ANUVAD: VYAVHAR AUR SIDDHANTH	62055501	66.67	16.67	0.00	16.67	100
37	VI	42	HINDI KAVITA (ADIKAL AVYAM BHAKTIKALIN KAVYE)	12051102	42.86	40.48	16.67	0.00	100
38	VI	41	HINDI ALOCHNA	12051601	58.54	29.27	12.20	0.00	100
39	VI	41	HINDI NIBANDH AUR ANYE GADYE VIDHEY	12051602	65.85	31.71	2.44	0.00	100

40	VI	18	SHODH-PRAVIDHI	12057610	100.00	0.00	0.00	0.00	100
41	VI	19	HINDI CINEMA AUR USKA ADHYAYAN	62055634	89.47	5.26	5.26	0.00	100
42	VI	17	LOKNATYA	12057607	70.59	29.41	0.00	0.00	100
43	VI	18	COMPUTER AUR HINDI BHASHA	62053612	100.00	0.00	0.00	0.00	100
44	VI	16	HINDI KEE BHASHIK VIVIDHTAIN	12057608	75.00	25.00	0.00	0.00	100
45	VI	12	HINDI RANGMANCH	12057612	58.33	25.00	16.67	0.00	100
46	VI	11	AVDHARNATMAK SAHITIYIK	12057611	81.82	18.18	0.00	0.00	100
47	VI	8	BHARTIYE SAHITYA: PATHPARAK ADHYAN	12057609	62.50	37.50	0.00	0.00	100

Table: The students' results classified into marks-wise groups and number of absent students



Graph: Subject-wise Students' results

RESULT ANALYSIS: Department of History

Academic year 2020-21

The results analysis of the Department of History students is a blend of students' performance. Few semesters have witnessed better results than others. The results have also varied with distinct subjects. Some subjects have shown a bias scoring pattern of students' performance. Whereas several subjects have shown an evenly scattered marks' pattern. After gathering the data of students' marks on yearly basis, they have been detailed further. It has also been observed that a students' performance may pragmatically be analyzed by classifying them into three groups as 0-50%, 50-60% and 60-100%. Further, the number of students who have appeared for the examination have also been listed in the table.

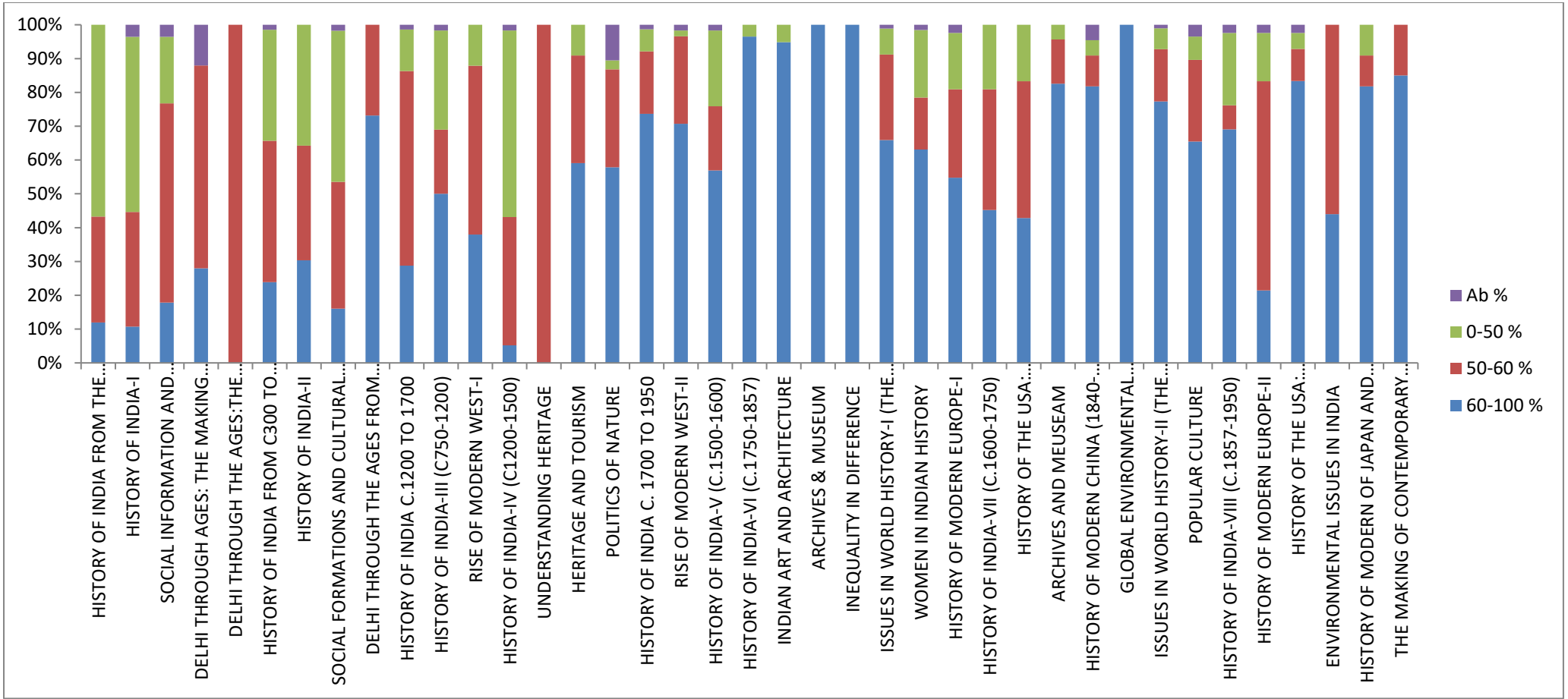
The result has been discussed in the tabular layout in regards to the marks secured pattern of students' examination results. The percentage approach has been considered to analyze the result where the number of students has been categorically listed among three groups. The students' performance as percentage number of students has been highlighted among the same three groups.

The result analysis key highlights are:

- 1) In the course of BA(Hons) History, 56, 58 and 42 students have enrolled for examination in first, second and third year respectively in the academic year 2020-21.
- 2) The 100% results have been secured in the range 60-100% in the following subjects : *Archives & Museum, Inequality in difference and Global environmental perspectives.*
- 3) The three subjects namely: *History of India from the Earliest Time Upto 300 CE, History of India-I And Social Formations And Cultural Patterns of the Ancient And Medieval World* have relatively shown average performance of the students. These subjects have 56.72%, 51.79% and 44.64% students securing 0-50% marks. Hence, the requisite remedial measures have been recommended by the College towards the betterment of students.

No. of Papers	Sem	No. of Students	Subject	Sub. Code	60-100 %	50-60 %	0-50 %	Absent %	Total %
1	I	67	HISTORY OF INDIA FROM THE EARLIEST TIME UPTO 300 CE	62311103	11.94	31.34	56.72	0.00	100
2	I	56	HISTORY OF INDIA-I	12311103	10.71	33.93	51.79	3.57	100
3	I	56	SOCIAL INFORMATION AND CULTURAL PATTERNS OF THE ANCIENT WORLD	12311104	17.86	58.93	19.64	3.57	100
4	I	25	DELHI THROUGH AGES: THE MAKING OF ITS EARLY HISTORY	12315110	28.00	60.00	0.00	12.00	100
5	I	2	DELHI THROUGH THE AGES: THE MAKING OF ITS EARLY MODERN HISTORY	12055103	0.00	100.00	0.00	0.00	100
6	II	67	HISTORY OF INDIA FROM C300 TO 1206	62311204	23.88	41.79	32.84	1.49	100
7	II	56	HISTORY OF INDIA-II	12311203	30.36	33.93	35.71	0.00	100
8	II	56	SOCIAL FORMATIONS AND CULTURAL PATTERNS OF THE ANCIENT AND MEDIEVAL WORLD	12311204	16.07	37.50	44.64	1.79	100
9	II	41	DELHI THROUGH THE AGES FROM COLONIAL TO CONTEMPORARY TIMES	12315212	73.17	26.83	0.00	0.00	100
10	III	73	HISTORY OF INDIA C.1200 TO 1700	62314360	28.77	57.53	12.33	1.37	100
11	III	58	HISTORY OF INDIA-III (C750-1200)	12311346	50.00	18.97	29.31	1.72	100
12	III	58	RISE OF MODERN WEST-I	12311347	37.93	50.00	12.07	0.00	100
13	III	58	HISTORY OF INDIA-IV (C1200-1500)	12311348	5.17	37.93	55.17	1.72	100
14	III	58	UNDERSTANDING HERITAGE	12313352	0.00	100.00	0.00	0.00	100
15	III	44	HERITAGE AND TOURISM	62313364	59.09	31.82	9.09	0.00	100
16	III	38	POLITICS OF NATURE	12315356	57.89	28.95	2.63	10.53	100
17	IV	76	HISTORY OF INDIA C. 1700 TO 1950	62314402	73.68	18.42	6.58	1.32	100
18	IV	58	RISE OF MODERN WEST-II	12311405	70.69	25.86	1.72	1.72	100
19	IV	58	HISTORY OF INDIA-V (C.1500-1600)	12311406	56.90	18.97	22.41	1.72	100
20	IV	58	HISTORY OF INDIA-VI (C.1750-1857)	12311407	96.55	0.00	3.45	0.00	100
21	IV	58	INDIAN ART AND ARCHITECTURE	12313405	94.83	0.00	5.17	0.00	100
22	IV	39	ARCHIVES & MUSEUM	62313466	100.00	0.00	0.00	0.00	100
23	IV	25	INEQUALITY IN DIFFERENCE	12315406	100.00	0.00	0.00	0.00	100
24	V	91	ISSUES IN WORLD HISTORY-I (THE 20TH CENTURY)	62317517	65.93	25.27	7.69	1.10	100
25	V	65	WOMEN IN INDIAN HISTORY	62315515	63.08	15.38	20.00	1.54	100
26	V	42	HISTORY OF MODERN EUROPE-I	12311503	54.76	26.19	16.67	2.38	100
27	V	42	HISTORY OF INDIA-VII (C.1600-1750)	12311504	45.24	35.71	19.05	0.00	100
28	V	42	HISTORY OF THE USA: INDEPENDENCE TO CIVIL WAR	12317508	42.86	40.48	16.67	0.00	100
29	V	23	ARCHIVES AND MEUSEAM	62313516	82.61	13.04	4.35	0.00	100
30	V	22	HISTORY OF MODERN CHINA (1840-1960)	12317512	81.82	9.09	4.55	4.55	100
31	V	20	GLOBAL ENVIRONMENTAL PERSPECTIVES	12317514	100.00	0.00	0.00	0.00	100
32	VI	90	ISSUES IN WORLD HISTORY-II (THE 20TH CENTURY)	62317620	77.32	15.46	6.19	1.03	100
33	VI	58	POPULAR CULTURE	62313618	65.52	24.14	6.90	3.45	100
34	VI	42	HISTORY OF INDIA-VIII (C.1857-1950)	12311603	69.05	7.14	21.43	2.38	100
35	VI	42	HISTORY OF MODERN EUROPE-II	12311604	21.43	61.90	14.29	2.38	100
36	VI	42	HISTORY OF THE USA: RECONSTRUCTION TO NEW AGE POLITICS	12317608	83.33	9.52	4.76	2.38	100
37	VI	23	ENVIRONMENTAL ISSUES IN INDIA	62315618	44.00	56.00	0.00	0.00	100
38	VI	22	HISTORY OF MODERN OF JAPAN AND KOREA (1868-1950S)	12317612	81.82	9.09	9.09	0.00	100
39	VI	20	THE MAKING OF CONTEMPORARY INDIA (1950-1990S)	12317614	85.00	15.00	0.00	0.00	100

Table: The students' results classified into marks-wise groups and number of absent students



Graph: Subject-wise Students' results

RESULT ANALYSIS: Department of Maths

Academic year 2020-21

The results analysis of the Department of Maths students is a blend of students' performance. Few semesters have witnessed better results than others. The results have also varied with distinct subjects. Some subjects have shown a bias scoring pattern of students' performance. Whereas several subjects have shown an evenly scattered marks' pattern. After gathering the data of students' marks on yearly basis, they have been detailed further. It has also been observed that a students' performance may pragmatically be analyzed by classifying them into three groups as 0-50%, 50-60% and 60-100%. Further, the number of students who have appeared for the examination have also been listed in the table.

The result has been discussed in the tabular layout in regards to the marks secured pattern of students' examination results. The percentage approach has been considered to analyze the result where the number of students has been categorically listed among three groups. The students' performance as percentage number of students has been highlighted among the same three groups.

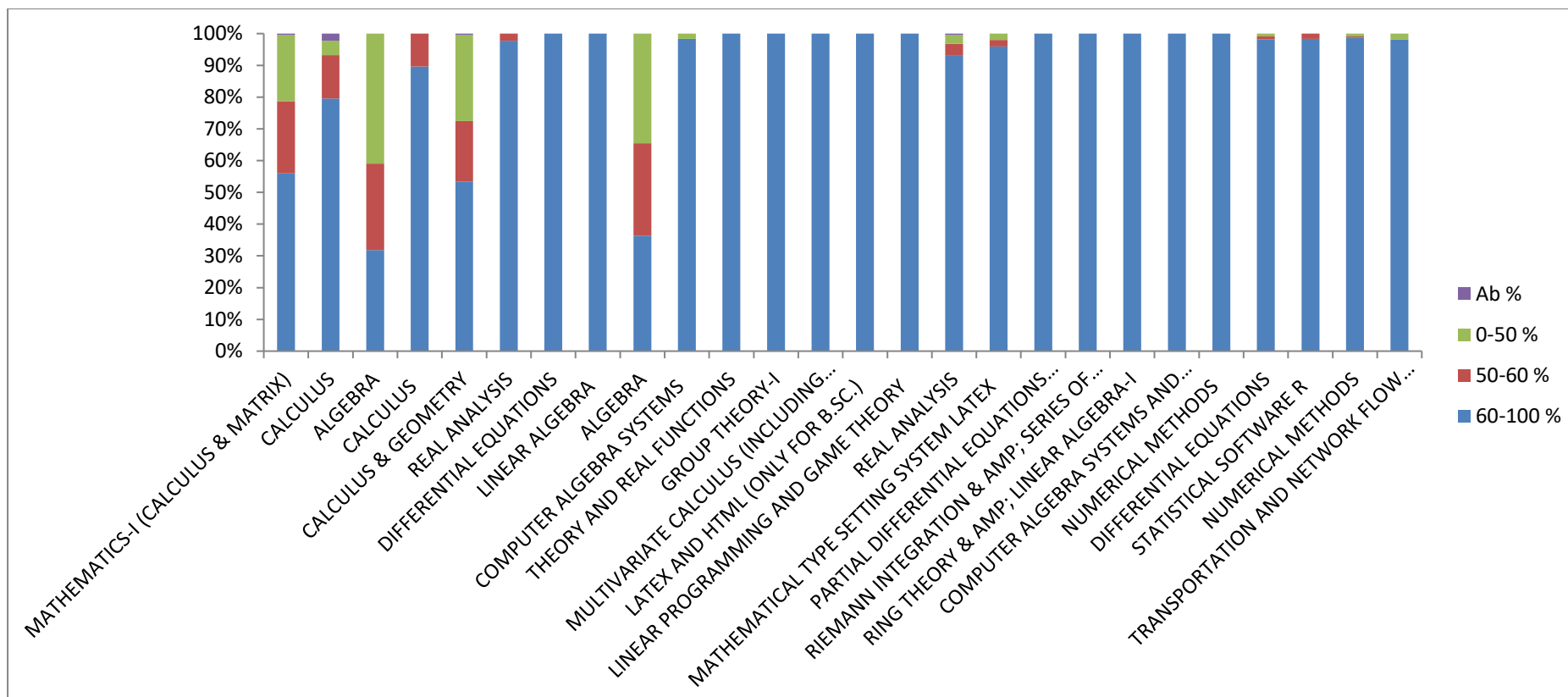
The result analysis key highlights are:

- 1) In the course of BSc(Hons) Maths, 44 and 39 students have enrolled for examination in first and second year respectively in the academic year 2020-21.

- 2) The 100% results have been secured in the range 60-100% in the following subjects : *Differential equations, Linear algebra, Theory and real functions, Group theory-I, Multivariate calculus, Latex and html, Linear programming and game theory, Partial differential equations, Riemann integration & series of functions, Ring theory & AMP; linear algebra-I, Computer algebra systems and related software and Numerical methods.*
- 3) The three subjects namely: *Calculus & Geometry, Algebra(semester 1) and Algebra(semester 3)* have left 27.11%, 34.55 and 40.91% students securing in the range 0-50% respectively. Here, they have relatively shown average performance of the students. So, the requisite remedial measures have been recommended by the College towards the betterment of students.
- 4) The students' academic performance has been found to be slightly below average in semester I and II than the other semesters.

No. of Papers	Sem	No. of Students	Subject	Sub. Code	60-100 %	50-60 %	0-50 %	Absent %	Total %
1	I	225	MATHEMATICS-I (CALCULUS & MATRIX)	42351101	56.00	22.67	20.89	0.44	100
2	I	44	CALCULUS	32351101	79.55	13.64	4.55	2.27	100
3	I	44	ALGEBRA	32351102	31.82	27.27	40.91	0.00	100
4	I	29	CALCULUS	32355101	89.66	10.34	0.00	0.00	100
5	II	225	CALCULUS & GEOMETRY	42351201	53.33	19.11	27.11	0.44	100
6	II	44	REAL ANALYSIS	32351201	97.73	2.27	0.00	0.00	100
7	II	44	DIFFERENTIAL EQUATIONS	32351202	100.00	0.00	0.00	0.00	100
8	II	30	LINEAR ALGEBRA	32355202	100.00	0.00	0.00	0.00	100
9	III	158	ALGEBRA	42354302	36.36	29.09	34.55	0.00	100
10	III	40	COMPUTER ALGEBRA SYSTEMS	42353328	98.31	0.00	1.69	0.00	100
11	III	39	THEORY AND REAL FUNCTIONS	32351301	100.00	0.00	0.00	0.00	100
12	III	39	GROUP THEORY-I	32351302	100.00	0.00	0.00	0.00	100
13	III	39	MULTIVARIATE CALCULUS (INCLUDING PRACTICALS)	32351303	100.00	0.00	0.00	0.00	100
14	III	39	LATEX AND HTML (ONLY FOR B.SC.)	32353301	100.00	0.00	0.00	0.00	100
15	III	18	LINEAR PROGRAMMING AND GAME THEORY	32355345	100.00	0.00	0.00	0.00	100
16	IV	158	REAL ANALYSIS	42354401	93.18	3.64	2.73	0.45	100
17	IV	43	MATHEMATICAL TYPE SETTING SYSTEM LATEX	42353405	95.92	2.04	2.04	0.00	100
18	IV	39	PARTIAL DIFFERENTIAL EQUATIONS (INCLUDING PRACTICALS)	32351401	100.00	0.00	0.00	0.00	100
19	IV	39	RIEMANN INTEGRATION & AMP; SERIES OF FUNCTIONS	32351402	100.00	0.00	0.00	0.00	100
20	IV	39	RING THEORY & AMP; LINEAR ALGEBRA-I	32351403	100.00	0.00	0.00	0.00	100
21	IV	39	COMPUTER ALGEBRA SYSTEMS AND RELATED SOFTWARE	32353401	100.00	0.00	0.00	0.00	100
22	IV	14	NUMERICAL METHODS	32355402	100.00	0.00	0.00	0.00	100
23	V	212	DIFFERENTIAL EQUATIONS	42357501	98.18	0.91	0.91	0.00	100
24	V	58	STATISTICAL SOFTWARE R	42353503	98.33	1.67	0.00	0.00	100
25	VI	212	NUMERICAL METHODS	42357618	98.64	0.45	0.91	0.00	100
26	VI	49	TRANSPORTATION AND NETWORK FLOW PROBLEM	42353604	98.08	0.00	1.92	0.00	100

Table: The students' results classified into marks-wise groups and number of absent students



Graph: Subject-wise Students' results

RESULT ANALYSIS: Department of Physics

Academic year 2020-21

The results analysis of the Physics students is a blend of students' performance. Few semesters have witnessed better results than others. The results have also varied with distinct subjects. Some subjects have shown a bias scoring pattern of students' performance. Whereas several subjects have shown an evenly scattered marks' pattern. After gathering the data of students' marks on yearly basis, they have been detailed further. It has also been observed that a students' performance may pragmatically be analyzed by classifying them into three groups as 0-50%, 50-60% and 60-100%. Further, the number of students who have appeared for the examination have also been listed in the table.

The result has been discussed in the tabular layout in regards to the marks secured pattern of students' examination results. The percentage approach has been considered to analyze the result where the number of students has been categorically listed among three groups. The students' performance as percentage number of students has been highlighted among the same three groups.

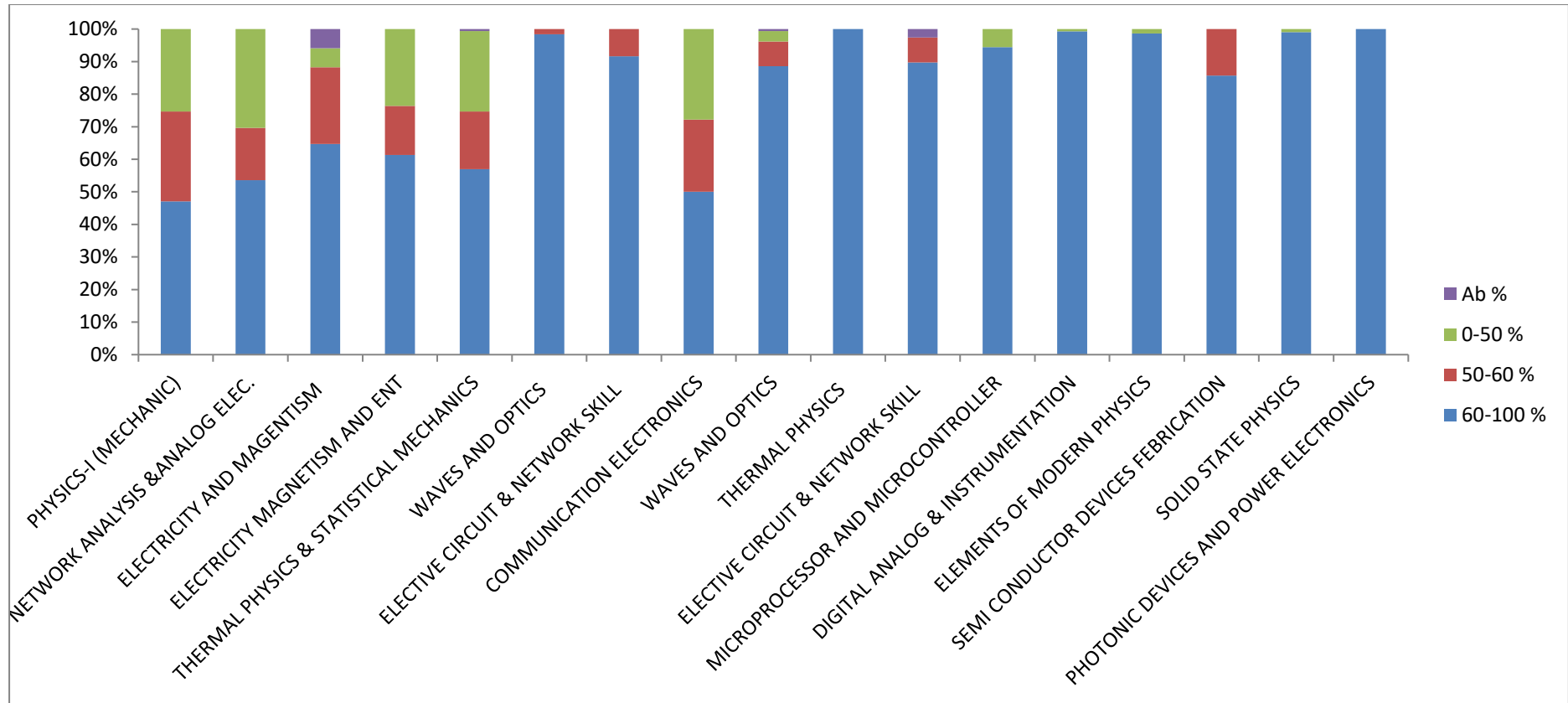
The result analysis key highlights are:

- 1) For the subjects of Physics, respective students have enrolled for examination in first, second and third year respectively in the academic year 2020-21.

- 2) The 100% students have been secured in the range 60-100% in the following subjects: *Thermal physics and Photonic devices and power electronics*.
- 3) The subjects namely: *Physics-I (Mechanic), Network Analysis & Analog Electronics, Thermal Physics & Statistical Mechanics, Electricity Magnetism And Ent, Electricity Magnetism And Ent And Communication Electronics* have comparatively shown lower results than the counterpart subjects. The 25.33%, 30.36%, 23.56%, 24.68% and 27.78% students respectively have secured between 0-50% marks. In order to improve the further marks, remedial sessions have been scheduled for the students.
- 4) The students' academic performance has been better in semester IV, V and VI than the other semesters.

No. of Papers	Sem	No. of Students	Subject	Sub. Code	60-100 %	50-60 %	0-50 %	Absent %	Total %
1	I	225	PHYSICS-I (MECHANIC)	42221101	47.11	27.56	25.33	0.00	100
2	I	56	NETWORK ANALYSIS & ANALOG ELECTRONICS	42511101	53.57	16.07	30.36	0.00	100
3	I	17	ELECTRICITY AND MAGNETISM	32225101	64.71	23.53	5.88	5.88	100
4	II	225	ELECTRICITY MAGNETISM AND ENT	42221201	61.33	15.11	23.56	0.00	100
5	III	158	THERMAL PHYSICS & STATISTICAL MECHANICS	42224303	56.96	17.72	24.68	0.63	100
6	III	62	WAVES AND OPTICS	32225310	98.39	1.61	0.00	0.00	100
7	III	36	ELECTIVE CIRCUIT & NETWORK SKILL	32223903	91.67	8.33	0.00	0.00	100
8	III	36	COMMUNICATION ELECTRONICS	42514305	50.00	22.22	27.78	0.00	100
9	IV	158	WAVES AND OPTICS	42224412	88.61	7.59	3.16	0.63	100
10	IV	62	THERMAL PHYSICS	32225415	100.00	0.00	0.00	0.00	100
11	IV	39	ELECTIVE CIRCUIT & NETWORK SKILL	32223903	89.74	7.69	0.00	2.56	100
12	IV	36	MICROPROCESSOR AND MICROCONTROLLER	42514413	94.44	0.00	5.56	0.00	100
13	V	138	DIGITAL ANALOG & INSTRUMENTATION	42227530	99.28	0.00	0.72	0.00	100
14	V	74	ELEMENTS OF MODERN PHYSICS	42227929	98.65	0.00	1.35	0.00	100
15	V	49	SEMI CONDUCTOR DEVICES FABRICATION	42517511	85.71	14.29	0.00	0.00	100
16	VI	212	SOLID STATE PHYSICS	42227637	99.06	0.00	0.94	0.00	100
17	VI	49	PHOTONIC DEVICES AND POWER ELECTRONICS	42517615	100.00	0.00	0.00	0.00	100

Table: The students' results classified into marks-wise groups and number of absent students



Graph: Subject-wise Students' results

RESULT ANALYSIS: Department of Political Science
Academic year 2020-21

The results analysis of the Department of Political Science students is a blend of students' performance. Few semesters have witnessed better results than others. The results have also varied with distinct subjects. Some subjects have shown a bias scoring pattern of students' performance. Whereas several subjects have shown an evenly scattered marks' pattern. After gathering the data of students' marks on yearly basis, they have been detailed further. It has also been observed that a students' performance may pragmatically be analyzed by classifying them into three groups as 0-50%, 50-60% and 60-100%. Further, the number of students who have appeared for the examination have also been listed in the table.

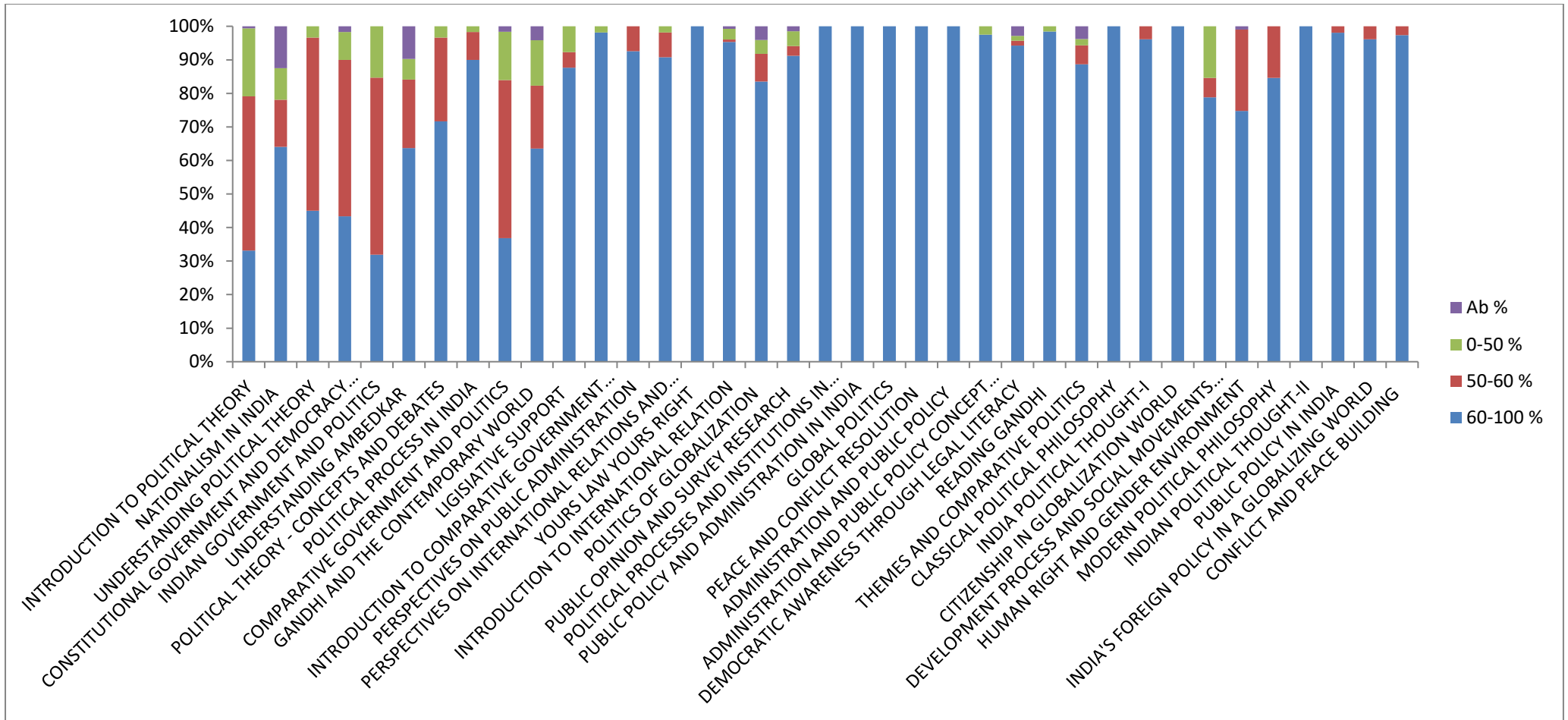
The result has been discussed in the tabular layout in regards to the marks secured pattern of students' examination results. The percentage approach has been considered to analyze the result where the number of students has been categorically listed among three groups. The students' performance as percentage number of students has been highlighted among the same three groups.

The result analysis key highlights are:

- 1) In the course of BA(Hons) Political Science, 60, 54 and 52 students have enrolled for examination in first, second and third year respectively in the academic year 2020-21.
- 2) The 100% students have been secured in the range 60-100% in the following subjects : *Indian Political Thought-II, Citizenship in globalization world, Classical political philosophy, Political processes and Institutions in comparative perspective, Public policy and administration in India, Global politics, Peace and conflict resolution, Administration and public policy and Yours law yours right .*
- 3) The three subjects namely: *Introduction to political theory, Indian government and politics and Comparative government and politics* have merely 33.13%, 31.90% and 36.80% students securing 60-100% marks. Hence, the requisite remedial measures have been recommended by the College towards the betterment of students.
- 4) The students' academic performance has been better in semester IV than the other semesters.

No. of Papers	Sem	No. of Students	Subject	Sub. Code	60-100 %	50-60 %	0-50 %	Absent %	Total %
1	I	163	INTRODUCTION TO POLITICAL THEORY	62321101	33.13	46.01	20.25	0.61	100
2	I	64	NATIONALISM IN INDIA	12325901	64.06	14.06	9.38	12.50	100
3	I	60	UNDERSTANDING POLITICAL THEORY	12321101	45.00	51.67	3.33	0.00	100
4	I	60	CONSTITUTIONAL GOVERNMENT AND DEMOCRACY IN INDIA	12321102	43.33	46.67	8.33	1.67	100
5	II	163	INDIAN GOVERNMENT AND POLITICS	62321201	31.90	52.76	15.34	0.00	100
6	II	113	UNDERSTANDING AMBEDKAR	12325905	63.72	20.35	6.19	9.73	100
7	II	60	POLITICAL THEORY - CONCEPTS AND DEBATES	12321201	71.67	25.00	3.33	0.00	100
8	II	60	POLITICAL PROCESS IN INDIA	12321202	90.00	8.33	1.67	0.00	100
9	III	125	COMPARATIVE GOVERNMENT AND POLITICS	62324306	36.80	47.20	14.40	1.60	100
10	III	96	GANDHI AND THE CONTEMPORARY WORLD	12325904	63.54	18.75	13.54	4.17	100
11	III	65	LIGISIATIVE SUPPORT	62323312	87.69	4.62	7.69	0.00	100
12	III	54	INTRODUCTION TO COMPARATIVE GOVERNMENT AND POLITICS	12321301	98.15	0.00	1.85	0.00	100
13	III	54	PERSPECTIVES ON PUBLIC ADMINISTRATION	12321302	92.59	7.41	0.00	0.00	100
14	III	54	PERSPECTIVES ON INTERNATIONAL RELATIONS AND WORLD HISTORY	12321303	90.74	7.41	1.85	0.00	100
15	III	54	YOURS LAW YOURS RIGHT	12323901	100.00	0.00	0.00	0.00	100
16	IV	128	INTRODUCTION TO INTERNATIONAL RELATION	62324407	95.31	0.78	3.13	0.78	100
17	IV	97	POLITICS OF GLOBALIZATION	12325906	83.51	8.25	4.12	4.12	100
18	IV	68	PUBLIC OPINION AND SURVEY RESEARCH	62323412	91.18	2.94	4.41	1.47	100
19	IV	54	POLITICAL PROCESSES AND INSTITUTIONS IN COMPARATIVE PERSPECTIVE	12321401	100.00	0.00	0.00	0.00	100
20	IV	54	PUBLIC POLICY AND ADMINISTRATION IN INDIA	12321402	100.00	0.00	0.00	0.00	100
21	IV	54	GLOBAL POLITICS	12321403	100.00	0.00	0.00	0.00	100
22	IV	54	PEACE AND CONFLICT RESOLUTION	12323904	100.00	0.00	0.00	0.00	100
23	IV	9	ADMINISTRATION AND PUBLIC POLICY	62321444	100.00	0.00	0.00	0.00	100
24	V	79	ADMINISTRATION AND PUBLIC POLICY CONCEPT AND THEORY	62327502	97.47	0.00	2.53	0.00	100
25	V	70	DEMOCRATIC AWARENESS THROUGH LEGAL LITERACY	62323501	94.29	1.43	1.43	2.86	100
26	V	65	READING GANDHI	62325501	98.46	0.00	1.54	0.00	100
27	V	53	THEMES AND COMPARATIVE POLITICS	62327503	88.68	5.66	1.89	3.77	100
28	V	52	CLASSICAL POLITICAL PHILOSOPHY	12321501	100.00	0.00	0.00	0.00	100
29	V	52	INDIA POLITICAL THOUGHT-I	12321502	96.15	3.85	0.00	0.00	100
30	V	52	CITIZENSHIP IN GLOBALIZATION WORLD	12327901	100.00	0.00	0.00	0.00	100
31	V	52	DEVELOPMENT PROCESS AND SOCIAL MOVEMENTS IN CONTEMPORARY INIDA	12327903	78.85	5.77	15.38	0.00	100
32	VI	99	HUMAN RIGHT AND GENDER ENVIRONMENT	62325602	74.75	24.24	0.00	1.01	100
33	VI	52	MODERN POLITICAL PHILOSOPHY	12321601	84.62	15.38	0.00	0.00	100
34	VI	52	INDIAN POLITICAL THOUGHT-II	12321602	100.00	0.00	0.00	0.00	100
35	VI	52	PUBLIC POLICY IN INDIA	12327904	98.08	1.92	0.00	0.00	100
36	VI	52	INDIA'S FOREIGN POLICY IN A GLOBALIZING WORLD	12327906	96.15	3.85	0.00	0.00	100
37	VI	38	CONFLICT AND PEACE BUILDING	62323601	97.37	2.63	0.00	0.00	100

Table: The students' results classified into marks-wise groups and number of absent students



Graph: Subject-wise Students' results